



Campaign Contributions By Tobacco Interests Annual Report: September 2005

This annual report provides detailed updates of the tobacco industry's campaign contributions to sitting members of Congress, candidates for federal office, political parties, leadership PACs and other political action committees. The report also provides additional information on the tobacco companies' political influence, including analyses of the correlation between these contributions and the tobacco-related legislation that members of the U.S. Congress support.

Highlights

- So far in the 2005-2006 election cycle¹, the tobacco industry has given over \$1.1 million in PAC contributions to federal candidates, political parties and other political action committees. Since 1997, tobacco interests have given more than \$30.9 million in political donations to federal candidates, national parties and non-party political action committees.
- In the 2005-2006 election cycle to date, tobacco company PACs have donated more than \$623,000 directly to federal candidates. Overall, 78 percent of the tobacco PAC contributions went to Republican candidates. In the 2003-2004 election cycle, these PACs donated over \$2 million directly to federal candidates², with 78 percent (\$1.6 million) of the total donations going to Republican candidates.
- Tobacco PACs have also donated more than \$492,000 to non-candidate committees so far in the 2005-2006 election cycle. Donations to non-candidate committees include more than \$150,000 to Democratic and Republican party committees, nearly \$284,000 to leadership PACs established by individual members of Congress and more than \$58,000 to other non-party committees (including PACs associated with a particular issue, industry or ideology).
- Altria Group and UST each gave the maximum contribution of \$250,000 to George W. Bush's 2005 Presidential Inaugural Committee³. During the most recent election, the tobacco companies also donated to the Republican and Democratic national conventions. According to a report by the Campaign Finance Institute, Altria Group (\$142,094) and U.S. Tobacco (\$299,360) each donated to the 2004 Republican National Convention in New York. Altria was also named a "Bronze benefactor" of the 2004 Democratic National Convention in Boston, giving \$120,501.⁴

¹ This report includes figures based on full-cycle data from the 2003-2004 election cycle and the three previous election cycles. Contributions listed in this report for the 2005-2006 cycle are based on incomplete, partial-cycle data released by the Federal Election Commission on August 2, 2005.

² The amount includes \$2,000 from tobacco PACs to President Bush's 2004 reelection campaign, but does not include any contributions by executives or employees of tobacco companies. Although Edward D. Kratovil, Vice President of UST, was one of the Bush-Cheney "Pioneers" (a group of individuals who raised a minimum of \$100,000 for the Bush 2004 reelection effort), those contributions are not included in this report.

³ Public Citizen, "Financing Presidential Inaugural Ceremonies." Read the full report at <http://www.citizen.org/congress/campaign/issues/inauguration/>

⁴ The Campaign Finance Institute, update to "The \$100 Million Exemption: Soft Money and the 2004 National Party Conventions." Read the full report at <http://www.cfinst.org/eguide/partyconventions/financing/cfistudy.html>

- According to the most recent figures compiled by Common Cause, the tobacco industry spent more than \$23 million on professional lobbying firms and in-house lobbyists in 2004. That amounts to more than \$173,000 for every day Congress was in session. In 2003, the tobacco industry also spent more than \$23 million on professional lobbying firms and in-house lobbyists.
- Tobacco companies contributed more than \$5.6 million to “527 groups” since August 2000. Sometimes referred to as “stealth PACs,” 527s are political committees formed for the purpose of influencing elections, but cannot directly contribute to federal candidates or use words that expressly advocate someone’s election or defeat.
- A May 2005 *Washington Post* report revealed that a dozen current or former House and Senate leaders flew on corporate-owned jets at least 360 times from January 2001 to December 2004. In the *Post* analysis, three tobacco companies were among the top ten in the number of trips provided to lawmakers. UST ranked 1st, R.J. Reynolds was 3rd and Philip Morris was 8th. The use of these jets is permitted under congressional ethics rules, which allows lawmakers to fly on them to fundraisers and other events. The *Post* article explains, “Although lawmakers must make some form of reimbursement for each flight, the payments are always a fraction of the actual cost and do not come from the lawmakers’ pockets. Instead, they come from campaign funds contributed by corporate-run political action committees and other donors, including donations that in some cases nearly match the amount of the reimbursements.”⁶
- Congress has not voted on any significant tobacco legislation this year, although a bi-partisan team of legislators continues to push for legislation to grant the FDA authority to regulate tobacco products.
- There was a significant amount of activity during the last session of Congress regarding FDA authority to regulate tobacco products. For the first time in history, a House of Congress, the U.S. Senate, voted to pass FDA legislation – and did so overwhelmingly (78 in favor to 15 against).

The Senate passed amendment, sponsored by Senators Mike DeWine (R-OH) and Edward Kennedy (D-MA), included FDA regulation of tobacco and a buyout of tobacco farmers. It was included in the Senate version of a large corporate tax bill called the Foreign Sales Corporation, or FSC, bill. The House version of the bill included a tobacco buyout, but no FDA regulation.

In House-Senate negotiations to reconcile different versions of the tax bill, House Ways and Means Committee Chairman Bill Thomas (R-CA) and Senate Finance Committee Chairman Charles Grassley (R-IA), failed to include the FDA provision in the draft they circulated to the conference committee. The full conference committee rejected two attempts to amend the bill to include the FDA provision passed in the Senate. In each case a majority of Senators on the conference committee voted for the amendment, but a majority of House members did not.

* Tobacco companies also participated in the 2000 national party conventions. Philip Morris provided \$250,000 to finance the 2000 Republican National Convention in Philadelphia, and Philip Morris, Brown & Williamson and U.S. Tobacco sponsored several convention-related parties and events. While the 2000 Democratic Convention refused any direct tobacco industry funding, tobacco interests sponsored convention-related events and parties. Additionally, Philip Morris and U.S. Tobacco each contributed the maximum \$100,000 to help finance President George W. Bush’s 2001 inauguration, as did Philip Morris’s Kraft subsidiary.

⁶ Smith, R. Jeffrey & Willis, Derek, “Hill Leaders Often Take Corporate Jets: Companies Offer Discount Flights and Gain Access,” *The Washington Post* (May 5, 2005)

As detailed later in this report, those members of the conference committee who voted against the inclusion of FDA regulation have recently received, on average, about five times the amount of tobacco industry campaign contributions as their counterparts who supported the FDA provision.

- An article from *CQ Today* explained how Rep. Tom DeLay (R-TX) considers the defeat of FDA legislation one of his major accomplishments from the last Congress, and that he worked closely with his former staff person - a lobbyist for RJ Reynolds - to ensure its failure. The article goes on to say that DeLay "insisted that...House negotiators stand firm against the FDA tobacco regulation that Senators wanted." It also points out that from 2000-2005, RJR and UST donated \$37,000 to DeLay's legal defense fund and another \$10,000 to his leadership PAC in 2004.⁷

All campaign contributions cited in this report are based on data released by the Federal Election Commission (FEC) on August 2, 2005. This report contains the final numbers for the 2003-2004 election cycle as well as the first contributions during the 2005-2006 election cycle. The Tobacco-Free Kids Action Fund and Common Cause will issue the next annual report on campaign contributions by tobacco interests in September 2006.

Report Contents

This report details many forms of contributions from tobacco interests, including:

- **Direct "hard money" contributions from political action committees (PACs) to elected officials and federal candidates.** Since current law prohibits corporations, such as the tobacco companies, from making direct contributions to political candidates out of their own corporate treasuries, the most direct way that tobacco companies contribute to federal candidates is through corporate-run PACs. Tobacco companies establish and administer these PACs in order to collect money from tobacco company executives, employees, and other individuals and committees wishing to promote the interests of the particular tobacco company or the tobacco industry. The tobacco PACs contribute directly to campaign committees in an effort to elect and defeat particular candidates. PAC contributions are referred to as "hard money" because they are regulated under federal election law, and candidates can use them for any legal campaign purpose. By law, PACs can contribute a maximum of \$5,000 per candidate per election (a candidate facing a primary and general election can receive up to \$10,000 from a PAC).
- **Unlimited "soft money" contributions to political parties and committees.** The Bipartisan Campaign Reform Act of 2002 (effective November 6, 2002) prohibits national political parties and federal candidates and officeholders from raising "soft money" – unlimited donations that corporations, labor unions and individuals made to political parties prior to implementation of the campaign finance reform law. Corporations such as tobacco companies made these soft money contributions directly from their corporate treasuries. *On December 10, 2003, the U.S. Supreme Court upheld nearly all elements of the Bipartisan Campaign Reform Act, including the ban on soft money fundraising by national parties, federal candidates and federal officeholders.* Reforms under the Bipartisan Campaign Reform Act of 2002 (the McCain-Feingold/Shays-Meehan bill) took effect on November 6, 2002. The Bipartisan Campaign Reform Act prohibits national political parties and federal candidates and officeholders from raising soft money, prohibits the use of corporate and union treasury money to fund broadcast ads that mention federal candidates and that are aired close to an election, and increases the limits for individual contributions to federal candidates. This report details past soft money donations, including donations to the major party committees as well as contributions to committees affiliated with the major parties, such as dinner committees and other fundraising committees.

⁷ Ota, Alan, "Hastert Calls on DeLay as 'Super Conferee,'" *CQ Today* (May 23, 2005).

- **Contributions to non-candidate committees, including the leadership PACs increasingly utilized by politicians seeking favor with their colleagues.** In addition to contributing directly to candidate committees, tobacco PACs also contribute to non-candidate committees, primarily leadership PACs established by members of Congress and other political leaders. Politicians establish leadership PACs as a way of raising money to help fund other candidates' campaigns. These leadership PACs have a dual purpose: They allow contributors, like tobacco companies, to give more money to candidates, and they allow Senators and Representatives who establish these PACs to increase their political influence and power by delivering hard-money campaign contributions to other federal candidates. Tobacco PACs also contribute to committees affiliated with the Democratic and Republican parties and non-party committees. PACs can give up to \$15,000 annually to any national party committee and \$5,000 annually to any other PAC.

In addition to releasing the most current contribution figures from tobacco companies and their PACs, the quarterly reports also detail the ways in which the tobacco industry contributions appear to influence the political process, including examining the correlation between tobacco contributions, pending tobacco legislation, and recent congressional votes.

This quarterly report's development and distribution is meant to provide information and analysis on the tobacco industry's extraordinary political influence, especially in regard to the U.S. Congress and the Federal Government. Toward this end, this report offers a range of information, including data on direct and indirect tobacco industry contributions to members of Congress, other elected officials, and other candidates for elected office. Nothing in this report is meant in any way to endorse, support, or oppose the election of any candidate, or to indicate any support or opposition to any candidate's election by any of the sponsoring organizations.

Overview

Since 1997, tobacco interests have given more than \$30.9 million in political donations to federal candidates, national parties and non-party political action committees. Republican candidates and committees have received 79 percent of the tobacco industry's contributions (\$24.5 million), and Democratic candidates and committees have received 18 percent of the industry's contributions (\$5.6 million).

The overall total includes more than \$9.7 million in PAC money to federal candidates and \$16.8 million in soft money donations to political parties. Tobacco company PACs have also given more than \$4.2 million to non-candidate committees since 1999, including party committees, leadership PACs and other non-party committees.

CONTRIBUTIONS FROM TOBACCO INTERESTS								
	PAC Contributions to Federal Candidates		Soft Money to Parties		PAC Contributions to Non-Candidate Committees			Total
Election Cycle	Democrats	Republicans	Democrats	Republicans	Democratic	Republican	Other Non-party	
1997-1998	\$644,171	\$1,680,683	869,677	4,595,641	--	--	--	\$7,790,172
1999-2000	\$631,988	\$1,733,801	623,522	4,750,893	\$99,850	\$723,041	\$128,850	\$8,691,945
2001-2002	\$551,310	\$1,857,094	1,220,060	4,813,166	\$110,500	\$745,432	\$127,050	\$9,424,612
2003-2004	\$459,250	\$1,616,334	N/A	N/A	\$237,500	\$1,141,499	\$480,692	\$3,935,275
2005-2006*	\$135,500	\$487,878	N/A	N/A	\$68,000	\$366,128	\$58,500	\$1,116,006
Total	\$2,422,219	\$7,375,790	\$2,713,259	\$14,159,700	\$515,850	\$2,976,100	\$795,092	\$30,958,010
<p>*All of the figures for the 2005-2006 election cycle are based on incomplete, partial-cycle data released by the FEC on August 2, 2005.</p> <p>PAC Contributions to Federal Candidates include contributions to Democratic and Republican candidates for federal office. The table does not reflect contributions to independent candidates, which total \$23,250 since 1997. The total reflects donations from the political action committees established by tobacco companies only and do not include personal contributions made by tobacco company executives and employees.</p> <p>Soft Money to Parties reflects contributions made by individuals associated with individual tobacco companies as well as contributions from the corporate treasuries of the tobacco companies. Soft money contributions are compiled by Common Cause based on contributions from January 1, 1997 to December 31, 2002.</p> <p>PAC Contributions to Non-Candidate Committees include donations from the political action committees established by tobacco companies only and do not include personal contributions made by tobacco company executives and employees.</p> <p>The totals for the Democratic and Republican committees include party committees (national committees, state committees, and fundraising committees) and non-party committees identified as leadership PACs.</p> <p>The total for other non-party committees includes donations to non-party committees that are not identified as leadership PACs. Data for PAC contributions to non-candidate committees in the 1997-1998 election cycle are not readily available.</p>								

TOTAL TOBACCO INDUSTRY CONTRIBUTIONS
January 1, 1997 – August 2, 2005 (partial cycle)

Tobacco Company	PAC Contributions to Federal Candidates	Soft Money to Parties	PAC Contributions to Non-Candidate Committees	Total
1. Altria/Philip Morris	\$3,519,690	\$7,541,419	\$1,345,350	\$12,406,459
2. RJ Reynolds/Reynolds American	\$2,566,000	\$1,997,561	\$810,000	\$5,373,561
3. U.S. Smokeless Tobacco Co.	\$1,399,600	\$2,369,274	\$851,099	\$4,619,973
4. Brown & Williamson	\$1,085,195	\$1,560,654	\$782,000	\$3,427,849
5. Lorillard	\$347,400	\$705,243	\$155,000	\$1,207,643
6. Swisher	\$202,500	\$424,875	\$199,000	\$826,375
7. Vector Group Ltd****	\$0	\$667,090	\$0	\$667,090
8. Conwood Co./Asworth	\$196,955	\$338,802	\$47,350	\$583,107
9. Tobacco Institute**	\$75,000	\$474,940	\$0	\$549,940
10. Smokeless Tobacco Council	\$13,378	\$285,950	\$505	\$299,833
11. Universal Leaf Tobacco Co.	\$62,672	\$110,000	\$43,000	\$215,672
12. Swedish Match North America Inc***	\$176,835	\$16,000	\$20,938	\$213,773
13. Cigar PAC/Cigar Assn. of America	\$79,534	\$96,150	\$28,800	\$204,484
14. Imperial Trading Co Inc****	\$0	\$99,817	\$0	\$99,817
15. General Cigar Holdings Inc****	\$0	\$90,000	\$0	\$90,000
16. Alliance One†	\$72,500	\$0	\$4,000	\$76,500
17. Dosal Tobacco Corp****	\$0	\$26,180	\$0	\$26,180
18. NTI Inc****	\$0	\$25,000	\$0	\$25,000
20. Standard Commercial Tobacco Co.††	\$24,000	\$0	\$0	\$24,000
19. S&M Brands Inc****	\$0	\$19,004	\$0	\$19,004
22. Roco Tobacco USA Inc****	\$0	\$15,000	\$0	\$15,000
23. Premier Marketing Inc****	\$0	\$10,000	\$0	\$10,000
TOTAL	\$9,821,259	\$16,872,959	\$4,287,042	\$30,981,260

***All of the figures for the 2005-2006 election cycle are based on incomplete, partial-cycle data released by the FEC on August 2, 2005.**

**** Tobacco Institute disbanded as a result of the 1998 Master Settlement Agreement.**

***** Swedish Match North America now includes Pinkerton Tobacco Company.**

****** Company has not established a Political Action Committee (PAC).**

† As of 2005-06, Dimon Corporation is Alliance One.

†† In 2005-06, Standard Commercial merged with Dimon to become Alliance One.

PAC Contributions to Federal Candidates include contributions to Democratic, Republican and independent candidates for federal office. Totals are based on contributions from January 1, 1997 to August 2, 2005.

Soft Money to Parties reflects contributions made by individuals associated with individual tobacco companies as well as contributions from the corporate treasuries of the tobacco companies. Soft money contributions are compiled by Common Cause based on contributions from January 1, 1997 to December 31, 2002.

PAC Contributions to Non-Candidate Committees include donations to leadership PACs, party committees and non-party committees. Totals are based on contributions from January 1, 1999 to August 2, 2005.

Tobacco PAC Money to Federal Candidates

Since 1997, the PACs established by tobacco companies have contributed more than \$9.8 million to candidates for federal office. The totals for the individual tobacco companies are from their political action committees only and do not include personal contributions made by tobacco company executives and employees directly to candidates. These contributions do include PAC donations to sitting members of Congress as well as challengers and former members of Congress. So far in the 2005-2006 election cycle, these PACs have contributed \$623,378 to federal candidates, and Republican candidates have received 78 percent of the total contributions. In the 2003-2004 election cycle, these PACs contributed \$2,075,584 to federal candidates, with Republican candidates receiving \$1,616,334 and Democratic candidates receiving \$459,250.

A detailed list of tobacco PAC contributions to all current members of Congress is available in Appendix A of this report. A list of tobacco PAC contributions to defeated challengers for federal office and former members of Congress who received tobacco industry contributions in the 2003-2004 and 2005-2006 election cycles is available in Appendix B of this report.

TOP TOBACCO PAC CONTRIBUTIONS TO FEDERAL CANDIDATES						
January 1, 1997 – August 2, 2005 (partial cycle)						
Tobacco PAC	2005-2006*	2003-2004	2001-2002	1999-2000	1997-1998	TOTAL
1. Altria/Philip Morris	\$215,000	\$746,500	\$896,500	\$867,157	\$794,533	\$3,519,690
2. RJ Reynolds/ Reynolds American	\$241,500	\$651,000	\$624,750	\$521,750	\$527,000	\$2,566,000
3. U.S. Smokeless Tobacco Co.	\$79,000	\$263,500	\$357,000	\$352,750	\$347,350	\$1,399,600
4. Brown & Williamson	-\$1,000	\$130,500	\$242,324	\$362,550	\$350,821	\$1,085,195
5. Lorillard	\$37,750	\$74,000	\$92,100	\$83,050	\$60,500	\$347,400
6. Swisher	\$22,000	\$54,500	\$48,000	\$44,000	\$34,000	\$202,500
7. Conwood Co./Asworth	\$9,500	\$55,000	\$55,000	\$45,955	\$31,500	\$196,955
8. Swedish Match North America Inc.**	\$7,128	\$32,212	\$40,495	\$48,750	\$48,250	\$176,835
9. Cigar PAC	\$5,000	\$22,500	\$16,860	\$19,974	\$15,200	\$79,534
10. Tobacco Institute***	-----	-----	-----	-----	\$75,000	\$75,000
11. Alliance One†	\$3,000	\$16,000	\$14,000	\$23,500	\$16,000	\$72,500
12. Universal Leaf Tobacco Co.	\$4,500	\$22,372	\$15,000	\$11,800	\$9,000	\$62,672
13. Standard Commercial Tobacco Co.††	\$0	\$7,000	\$6,000	\$5,000	\$6,000	\$24,000
14. Smokeless Tobacco Council	\$0	\$500	\$375	\$1,803	\$10,700	\$13,378
TOTAL	\$623,378	\$2,075,584	\$2,408,404	\$2,388,039	\$2,325,854	\$9,821,259

**All of the figures for the 2005-2006 election cycle are based on incomplete, partial-cycle data released by the FEC on August 2, 2005. Table includes total contributions to Democratic, Republican, and independent federal candidates.*

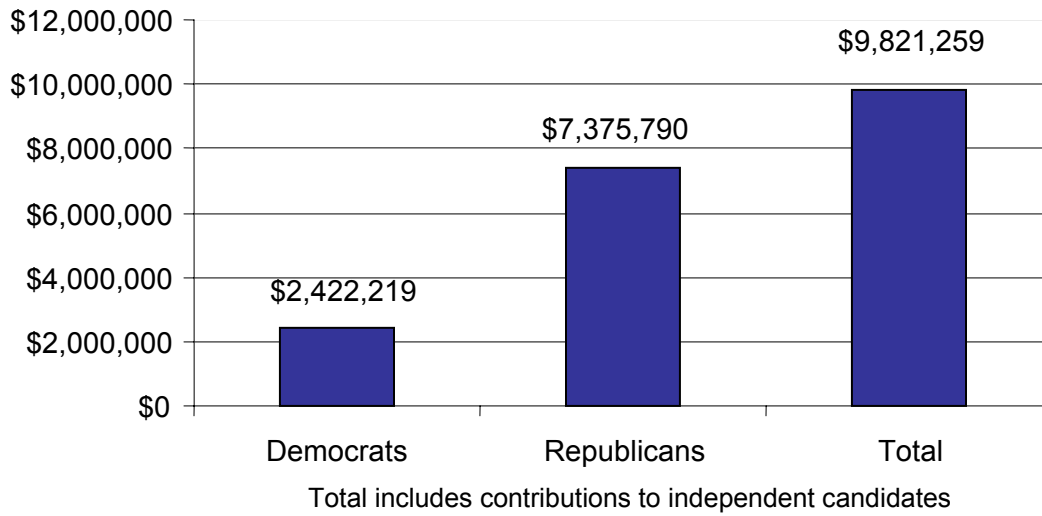
*** Previously reported as Pinkerton Tobacco Company.*

**** Disbanded as a result of the 1998 Master Settlement Agreement.*

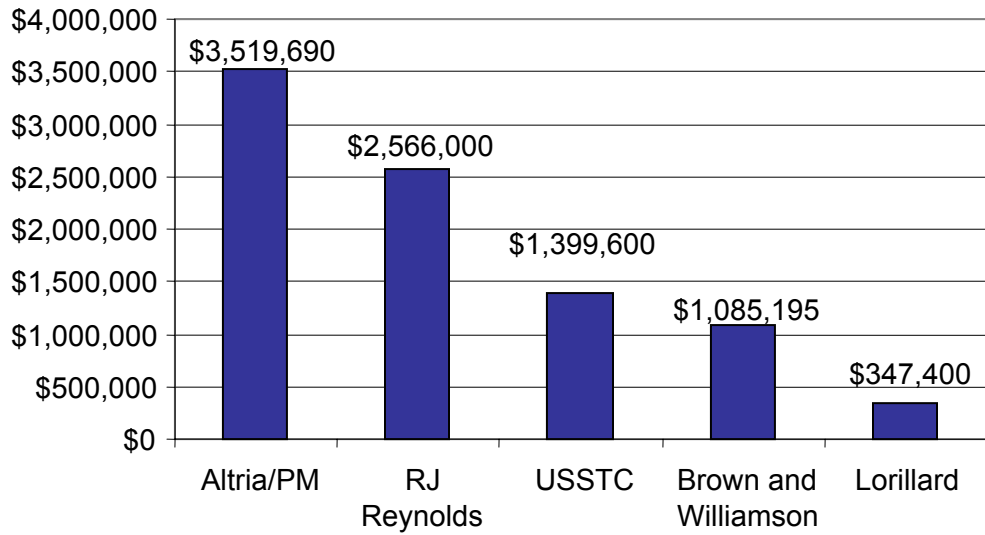
† As of 2005-06, Dimon Corporation is Alliance One.

†† In 2005-06, Standard Commercial merged with Dimon to become Alliance One.

**Tobacco PAC Contributions to Federal Candidates
January 1, 1997 - August 2, 2005**



**Tobacco PAC Contributions to Federal Candidates
January 1, 1997 - August 2, 2005**



Tobacco Soft Money Totals

The Bipartisan Campaign Reform Act of 2002 (the McCain-Feingold/Shays-Meehan bill) prohibits national political parties and federal candidates and officeholders from raising soft money. The new law also prohibits the use of corporate and union treasury money to fund broadcast ads that mention federal candidates and that are aired close to an election. *On December 10, 2003, the U.S. Supreme Court upheld nearly all elements of the Bipartisan Campaign Reform Act, including the ban on soft money fundraising by national parties, federal candidates and federal officeholders.*

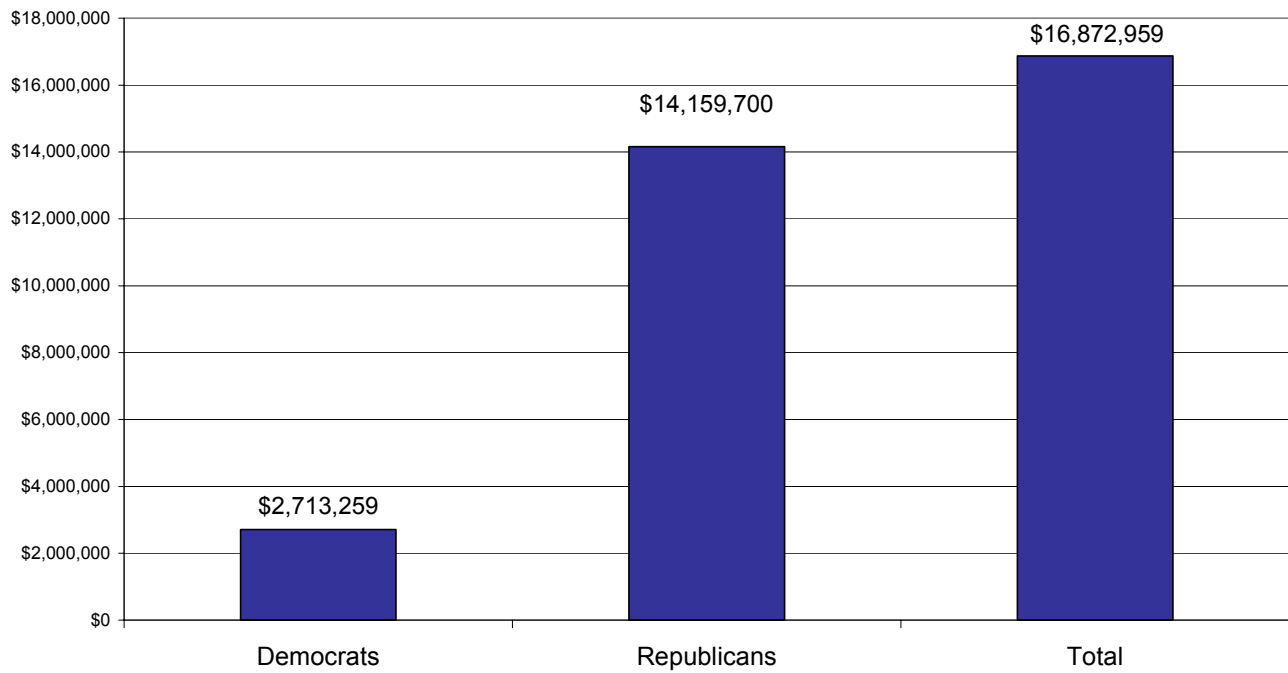
In previous years, the tobacco companies embraced the soft money loophole in the national campaign finance law to contribute millions of dollars to political parties⁸. Between 1997 and 2002, the tobacco industry gave more than \$16.8 million in soft money donations to the Democratic and Republican parties. Eighty-four (84) percent of the soft money donations went to the Republican party (\$14,159,700) and 16 percent went to the Democratic party (\$2,713,259). The soft money totals reflect contributions made by individuals associated with individual tobacco companies as well as official company contributions.

In the 2001-2002 election cycle, the tobacco industry gave more than \$6 million in soft money contributions – well over twice as much as the tobacco PACs gave in hard money.

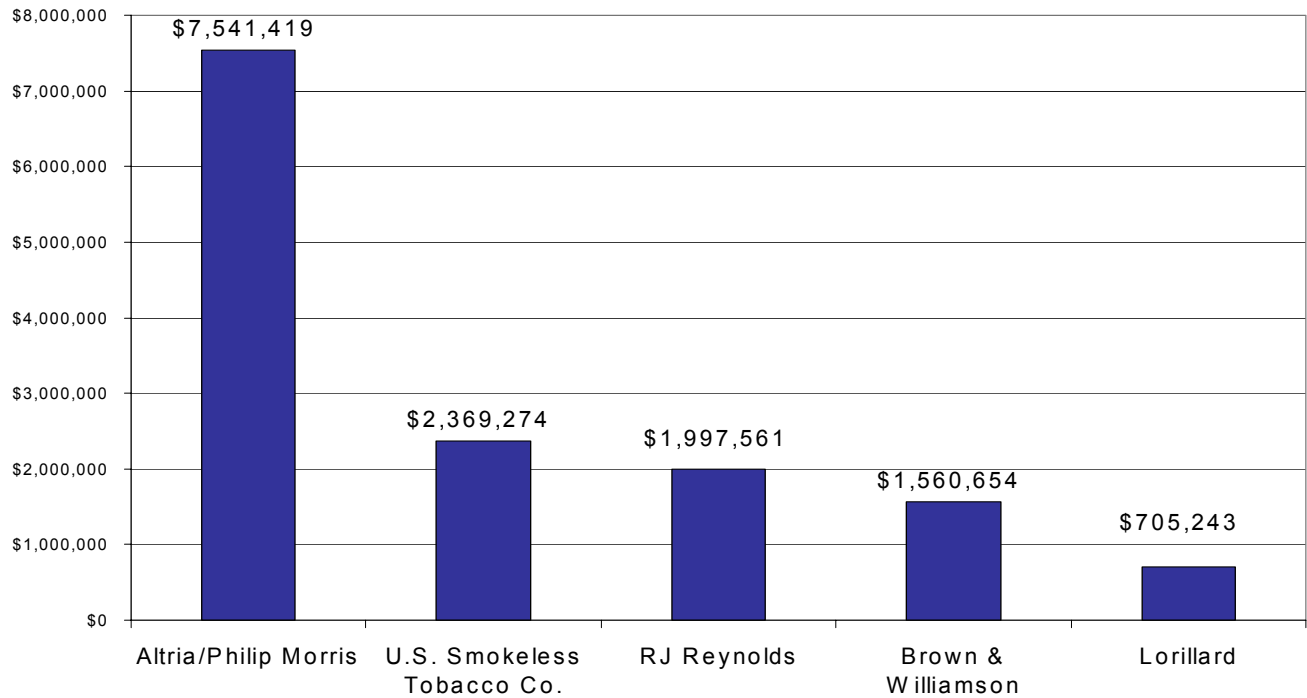
SOFT MONEY CONTRIBUTIONS BY TOBACCO INTERESTS				
January 1, 1997 – December 31, 2002				
	2001-2002	1999-2000	1997-1998	Total
1. Altria/Philip Morris	\$2,714,752	\$2,390,289	\$2,436,378	\$7,541,419
2. U.S. Smokeless Tobacco Co.	\$915,470	\$1,048,939	\$404,865	\$2,369,274
3. RJ Reynolds/Reynolds American	\$422,981	\$429,657	\$1,144,923	\$1,997,561
4. Brown & Williamson	\$411,679	\$584,725	\$564,250	\$1,560,654
5. Loews Corp/ Lorillard	\$422,613	\$227,630	\$55,000	\$705,243
6. Vector Group Ltd	\$561,000	\$90,000	\$16,090	\$667,090
7. Tobacco Institute*	\$0	\$0	\$474,940	\$474,940
8. Swisher Intl Inc	\$159,350	\$203,025	\$62,500	\$424,875
9. Conwood Co/Asworth	\$160,980	\$119,250	\$58,572	\$338,802
10. Smokeless Tobacco Council Inc	\$5,000	\$54,150	\$226,800	\$285,950
11. Universal Leaf Tobacco Co	\$50,000	\$45,000	\$15,000	\$110,000
12. Imperial Trading Co Inc	\$14,217	\$85,600	\$0	\$99,817
13. Cigar Association of America	\$60,000	\$35,150	\$1,000	\$96,150
14. General Cigar Holdings Inc	\$90,000	\$0	\$0	\$90,000
15. Dosal Tobacco Corp	\$26,180	\$0	\$0	\$26,180
16. NTI Inc	\$0	\$25,000	\$0	\$25,000
17. S&M Brands Inc	\$19,004	\$0	\$0	\$19,004
18. Swedish Match North America Inc*	\$0	\$11,000	\$5,000	\$16,000
19. Roco Tobacco USA Inc	\$0	\$15,000	\$0	\$15,000
20. Premier Marketing Inc	\$0	\$10,000	\$0	\$10,000
Total	\$6,033,226	\$5,374,415	\$5,465,318	\$16,872,959
Soft money data is from Common Cause. The totals reflect contributions made by individuals associated with that organization as well as official company contributions. *Disbanded as a result of the 1998 Master Settlement Agreement.				
* Pinkerton Tobacco is now a part of Swedish Match North America				

⁸ When soft money donations were permissible, Philip Morris was among the very largest soft money donors. The Center for Responsive Politics (CRP) issued a report detailing the 100 biggest contributors in American politics. Philip Morris was the second largest soft money donor since 1991 and the number one corporate soft money since 1991 according to the data in CRP's report. The Center for Responsive Politics report is available at (<http://www.opensecrets.org/orgs/index.asp>). Philip Morris/Altria is number 14 on CRP's time contributor list (number three among corporate donors), including both PAC and soft money contributions.

Tobacco Soft Money Contributions By Party
January 1, 1997 - December 31, 2002



Soft Money Contributions by Tobacco Interests
January 1, 1997 - December 31, 2002



Tobacco Money to Major Party Committees

When soft money donations were permissible, nearly all of the soft money contributions from tobacco interests to national political parties were made directly to the Republican and Democratic party committees. The overall total also includes soft money contributions made to other committees affiliated with the major parties, such as fundraising committees⁹. The major party committees that receive the majority of soft money contributions from the tobacco industry are the Democratic Congressional Campaign Committee (DCCC), Democratic Senatorial Campaign Committee (DSCC), Democratic National Committee (DNC), National Republican Campaign Committee (NRCC), National Republican Senatorial Committee (NRSC) and the Republican National Committee (RNC). Tobacco interests, including tobacco companies, executives and employees, donated more than \$16.8 million in soft money to the major party committees since 1997, with 84 percent going to Republican party committees and 16 percent going to Democratic party committees.

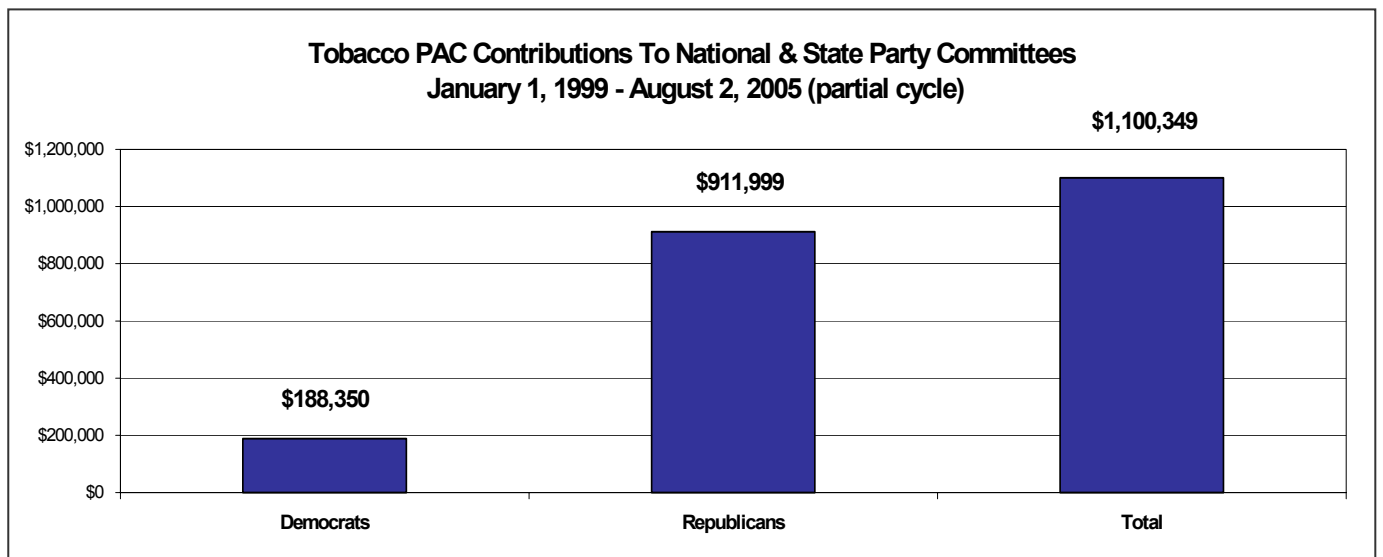
SOFT MONEY CONTRIBUTIONS TO PARTY COMMITTEES									
January 1, 1997 – December 31, 2002									
	DCCC	DSCC	DNC	NRCC	NRSC	RNC	Total Dems	Total Repubs	TOTAL
1. Altria/Philip Morris	\$605,663	\$496,583	\$140,500	\$1,516,215	\$1,290,550	\$3,491,909	\$1,242,746	\$6,298,673	\$7,541,419
2. U.S. Smokeless Tobacco Co.	\$130,800	\$80,640	\$0	\$671,341	\$578,244	\$908,249	\$211,440	\$2,157,834	\$2,369,274
3. RJ Reynolds/ Reynolds American	\$127,800	\$76,773	\$0	\$599,910	\$468,500	\$724,578	\$204,573	\$1,792,988	\$1,997,561
4. Brown & Williamson	\$42,500	\$15,000	\$0	\$465,450	\$456,350	\$581,354	\$57,500	\$1,503,154	\$1,560,654
5. Loews Corp	\$10,000	\$30,000	\$0	\$192,500	\$253,780	\$218,963	\$40,000	\$665,243	\$705,243
6. Vector Group Ltd	\$76,000	\$285,000	\$210,000	\$80,000	\$16,090	\$0	\$571,000	\$96,090	\$667,090
7. Tobacco Institute*	\$72,200	\$70,000	\$0	\$106,750	\$100,740	\$125,250	\$142,200	\$332,740	\$474,940
8. Swisher Intl Inc	\$138,500	\$0	\$0	\$131,125	\$107,500	\$47,750	\$138,500	\$286,375	\$424,875
9. Conwood Co LP	\$2,500	\$0	\$0	\$172,500	\$157,802	\$6,000	\$2,500	\$336,302	\$338,802
10. Smokeless Tobacco Council Inc	\$36,800	\$0	\$0	\$133,150	\$105,000	\$11,000	\$36,800	\$249,150	\$285,950
11. Universal Leaf Tobacco Co	\$0	\$0	\$0	\$30,000	\$50,000	\$30,000	\$0	\$110,000	\$110,000
12. Imperial Trading	\$0	\$0	\$0	\$0	\$0	\$99,817	\$0	\$99,817	\$99,817
13. Cigar Assn of America	\$1,000	\$0	\$0	\$54,000	\$25,000	\$16,150	\$1,000	\$95,150	\$96,150
14. General Cigar Holdings Inc	\$5,000	\$10,000	\$0	\$50,000	\$25,000	\$0	\$15,000	\$75,000	\$90,000
15. Dosal Tobacco	\$0	\$0	\$0	\$12,500	\$12,500	\$1,180	\$0	\$26,180	\$26,180
16. NTI Inc	\$12,500	\$12,500	\$0	\$0	\$0	\$0	\$25,000	\$0	\$25,000
17. S&M Brands Inc	\$0	\$0	\$10,000	\$0	\$0	\$9,004	\$10,000	\$9,004	\$19,004
18. Swedish Match North America Inc*	\$0	\$0	\$0	\$11,000	\$5,000	\$0	\$0	\$16,000	\$16,000
19. Roco Tobacco USA	\$7,500	\$7,500	\$0	\$0	\$0	\$0	\$15,000	\$0	\$15,000
20. Premier Marketing	\$0	\$0	\$0	\$0	\$10,000	\$0	\$0	\$10,000	\$10,000
Total	1,268,763	1,083,996	360,500	4,226,441	3,662,056	6,271,204	2,713,259	14,159,700	16,872,959
Soft money data is from Common Cause. The totals reflect contributions made by individuals associated with that organization as well as official company contributions. *Disbanded as a result of the 1998 Master Settlement Agreement.									
* Pinkerton Tobacco is now a part of Swedish Match North America									

⁹ Soft money donations to Senate joint fundraising committees (known as "Victory Committees") are included with the totals for the NRSC and DSCC. Contributions to another Republican fundraiser, the President's Dinner Committee, are divided evenly between the NRSC and NRCC.

Tobacco interests continue to donate a significant amount of hard dollars to the major national party committees through PAC contributions. So far in the 2005-2006 election cycle, tobacco PACs have donated \$140,000 to the major party committees (\$30,000 to Democratic party committees and \$110,000 to Republican party committees). In the 2003-2004 election cycle, tobacco PACs donated \$447,499 to the major party committees (\$94,000 to Democratic party committees and \$353,499 to Republican party committees). The tobacco company totals in the following table are from their political action committees only and do not include personal contributions made by tobacco company executives or employees directly to candidates.

In addition to their donations to the national party committees, tobacco PACs also contribute to state political parties and fundraising committees. Since 1999, tobacco PACs have donated \$225,350 to state parties and fundraising committees (\$183,500 to Republican committees and \$41,850 to Democratic committees).

TOBACCO PAC CONTRIBUTIONS TO NATIONAL PARTY COMMITTEES January 1, 1999 – August 2, 2005 (partial cycle)									
TOBACCO PAC	DNC	DCCC	DSCC	RNC	NRCC	NRSC	Total Dem	Total Repub	TOTAL
1. Altria/Philip Morris	\$30,000	\$55,000	\$52,500	\$45,000	\$75,000	\$90,000	\$137,500	\$210,000	\$347,500
2. RJ Reynolds/ Reynolds American	\$0	\$0	\$0	\$5,000	\$75,000	\$75,000	\$0	\$155,000	\$155,000
3. Brown & Williamson	\$0	\$0	\$5,000	\$45,000	\$32,000	\$45,000	\$5,000	\$122,000	\$127,000
4. USST	\$0	\$1,000	\$3,000	\$15,000	\$64,999	\$50,000	\$4,000	\$129,999	\$133,999
5. Lorillard	\$0	\$0	\$0	\$15,000	\$5,000	\$35,000	\$0	\$55,000	\$55,000
6. Universal Leaf	\$0	\$0	\$0	\$15,000	\$0	\$15,000	\$0	\$30,000	\$30,000
7. Conwood/Asworth Corporation	\$0	\$0	\$0	\$0	\$7,500	\$11,000	\$0	\$18,500	\$18,500
8. Swedish Match/Pinkerton	\$0	\$0	\$0	\$0	\$3,500	\$0	\$0	\$3,500	\$3,500
9. Alliance One [†]	\$0	\$0	\$0	\$0	\$2,000	\$0	\$0	\$2,000	\$2,000
10. Swisher	\$0	\$0	\$0	\$0	\$1,500	\$0	\$0	\$1,500	\$1,500
11. Cigar-PAC	\$0	\$0	\$0	\$0	\$1,000	\$0	\$0	\$1,000	\$1,000
12. Smokeless Tobacco Council	\$0	\$0	\$0	\$0	\$0	\$0	\$0	\$0	\$0
Total	\$30,000	\$56,000	\$60,500	\$140,000	\$267,499	\$321,000	\$146,500	\$728,499	\$874,999
<i>Totals include full data for the 1999-2004 cycles and partial data for the 2005-2006 election cycle (based on data released by the FEC on August 2, 2005). * Pinkerton Tobacco is now a part of Swedish Match North America. † As of 2005-06, Dimon Corporation is Alliance One.</i>									



Tobacco Money to Leadership PACs

Members of Congress and other political leaders frequently establish PACs separate from their own re-election committees. While these PACs are designated as non-party committees by the FEC, members use these committees, commonly referred to as leadership PACs, to donate hard-money campaign contributions to other federal candidates.

For the purpose of this analysis, we define leadership PACs as those so identified by non-partisan organizations who track money in politics (such as Common Cause, the Center For Responsive Politics and Political Money Line) or other public information sources (such as articles in Roll Call, National Journal, and other publications). These PACs may be affiliated with an individual member of Congress or a group of members with a common agenda. Although a leadership PAC may be tied to a particular political party or chamber of Congress, these PACs can donate to any federal candidate or committee.

Detailed information on tobacco PAC contributions to leadership PACs are not readily available for the election cycles prior to 1999. Therefore, this section refers to contributions since 1999.

Since 1999, tobacco company PACs have donated nearly \$2.4 million to leadership PACs. The totals for the individual tobacco companies are from their political action committees only and do not include personal contributions made by tobacco company executives and employees. So far in the 2005-2006 election cycle, tobacco PACs have contributed \$283,628 to leadership PACs (\$38,000 to Democratic PACs and \$245,628 to Republican PACs). In the 2003-2004 election cycle, tobacco PACs contributed \$838,000 to leadership PACs (\$123,000 to Democratic PACs and \$715,000 to Republican PACs).

CONTRIBUTIONS TO LEADERSHIP PACS January 1, 1999 – August 2, 2005 (partial cycle)			
TOBACCO PAC	Democratic	Republican	Total
1. Altria/Philip Morris	\$100,000	\$516,500	\$616,500
2. U.S. Smokeless Tobacco Co.	\$121,000	\$482,000	\$603,000
3. RJ Reynolds/Reynolds American	\$49,500	\$492,500	\$542,000
4. Brown & Williamson	\$1,000	\$292,500	\$293,500
5. Swisher	\$43,000	\$149,000	\$192,000
6. Lorillard	\$7,500	\$69,000	\$76,500
7. Cigar-PAC	\$500	\$25,300	\$25,800
8. Asworth Corporation	\$3,000	\$15,000	\$18,000
9. Pinkerton Tobacco/ Swedish Match	\$2,000	\$13,810	\$15,810
10. Universal Leaf Tobacco Company	\$0	\$6,000	\$6,000
11. Alliance One [†]	\$0	\$2,000	\$2,000
12. Smokeless Tobacco Council	\$0	\$491	\$491
Total	\$327,500	\$2,064,101	\$2,391,601
<i>Totals include full data for the 1999-2000/ 2001-2002/2003-2004 cycles and partial data for the 2005-2006 election cycle (based on data released by the FEC on August 2, 2005).</i>			
<i>* Pinkerton Tobacco is now a part of Swedish Match North America. † As of 05-06, Dimon Corporation is Alliance One.</i>			

Tobacco companies have seized the opportunity presented by leadership PACs to solidify and extend their influence. For example, since 1999, tobacco interests have given \$181,500 to the leadership PAC of Representative John Boehner (R-OH), chair of the Education and Workforce Committee and \$148,500 to Representative Tom DeLay's (R-TX) leadership PAC. A detailed list of tobacco industry contributions to congressional leadership PACs is available in Appendix D of this report.

Tobacco Money to Other Non-Party Committees

Detailed information on contributions to other non-party committees are not readily available for the election cycles prior to 1999. Since 1999, tobacco company PACs have donated \$795,092 to non-party committees that are not identified as leadership PACs (see Appendix E for full listing). These non-party PACs can consist of industry committees or committees associated with a particular issue or ideology.

CONTRIBUTIONS TO OTHER NON-PARTY COMMITTEES January 1, 1999 – August 2, 2005 (partial cycle)	
Tobacco PAC	Total
1. Brown & Williamson	\$350,500
2. Altria/Philip Morris	\$287,000
3. RJ Reynolds/Reynolds American	\$83,000
4. U.S. Smokeless Tobacco Co.	\$69,600
5. Swisher	\$2,500
6. Swedish Match/Pinkerton Tobacco	\$1,128
7. Asworth Corporation	\$850
8. Cigar-PAC	\$500
9. Smokeless Tobacco Council	\$14
10. Alliance One [†]	\$0
11. Lorillard	\$0
12. Universal Leaf Tobacco Company	\$0
Total	\$795,092
<i>Totals include full data for the 1999-2000/ 2001-2002/2003-2004 cycles and partial data for the 2005-2006 election cycle (based on data released by the FEC on August 2, 2005). † As of 05-06, Dimon Corporation is Alliance One.</i>	

More than three-quarters (78 percent) of tobacco PAC donations to other non-party committees are donations to affiliated organizations. There is no limit on the amount of money that can be transferred between affiliated PACs. The Brown & Williamson PAC transferred \$340,000 to the RJ Reynolds PAC during the time that the two companies were merging together to become Reynolds American (Brown and Williamson then dissolved its PAC). U.S. Smokeless Tobacco Company has transferred a total of \$54,550 to the Ste. Michelle Wine Estates Ltd. PAC (formerly the Stimson Lane Ltd PAC), which it lists as an affiliated group. Since 1999, Philip Morris's PAC transferred \$147,500 to the PAC operated by Kraft Foods and \$4,000 to the PAC operated by Miller Brewing Company (when it was a division of Philip Morris).

PACs established by affiliates of tobacco companies (such as the Ste. Michelle Wine Estates Ltd. PAC) enable tobacco companies to provide contributions to candidates who do not want to be seen as accepting money directly from tobacco company PACs. The close relationships between these affiliated company PACs and the tobacco company PACs -- and their use to re-direct tobacco

company funds -- is revealed when the tobacco company PAC makes direct contributions to the affiliated PAC.

Tobacco Industry Contributions to 527 Groups

"527 groups" are named after Section 527 of the Internal Revenue Code that covers political organizations. Sometimes referred to as "stealth PACs," 527s are political committees formed for the purpose of influencing elections, but cannot directly contribute to federal candidates or use words that expressly advocate someone's election or defeat.

In its September 2003 report, "Silent Partners: How political nonprofits work the system," (<http://www.publicintegrity.org/527/>) the Center for Public Integrity examines how these 527 groups raise and spend money outside of federal and state campaign finance regulations. Their report focuses on donations to organizations possessing one or more of the following traits:

- The committee is not required to report financial activities to state or federal election authorities.
- The committee is tied to or formed by a federal lawmaker.
- The committee is active in many states and spends most of its money on election-related activities like broadcast advertisements, mailings and political research.

According to the Center for Public Integrity's database, tobacco companies contributed more than \$5.6 million to 527 groups since August 2000. This includes nearly \$1.5 million to the Democratic Legislative Campaign Committee, a national fundraising organization for Democratic state legislators. Tobacco companies also donated more than \$530,000 to the Democratic Governors Association (DGA) and nearly \$890,000 to the Republican Governors Association (RGA). A detailed list of tobacco industry contributions to 527 groups is available in Appendix F of this report.

CONTRIBUTIONS TO 527 GROUPS BY TOBACCO INTERESTS August 2000 – August 19, 2005	
	Total
1. Altria/Philip Morris	\$2,087,634
2. U.S. Smokeless Tobacco Co.	\$1,407,658
3. RJ Reynolds/Reynolds American	\$914,799
4. Brown & Williamson	\$447,030
5. Lorillard	\$356,585
6. Vector/Liggett Brands	\$149,000
7. Conwood Co.	\$74,792
8. Swisher	\$61,839
9. General Cigar Company	\$60,000
10. Smokeless Tobacco Council	\$52,000
11. Swedish Match	\$38,030
12. Cigar Association of America	\$13,500
13. Universal Leaf Tobacco Co.	\$5,250
Total	\$5,668,117
<i>Totals include contributions since August 2000 based on data entered into the Center For Public Integrity database by August 19, 2005.</i> (http://www.publicintegrity.org/527/db.aspx?act=main)	

The non-profit consumer group Public Citizen has also released a series of reports on 527 groups (<http://www.citizen.org/congress/campaign/legislation/section527/>), analyzing the contributions and

expenditures of federal “politician 527s” and “non-politician 527s”. According to Public Citizen, “politician 527s” were connected to a federal officeholder and generally served as soft money arms to leadership PACs, while “non-politician 527s” promote issues or partisan orientations. The group notes that different types of 527 groups spend money in different ways. “Politician 527s” often spend their money to pay for staff and consultants, help local candidates and underwrite fundraising functions. “Non-politician 527 groups” use their funds to pay for “issue ads,” direct mail, campaign organizers and polling.

The Bipartisan Campaign Reform Act of 2002, which went into effect November 6, 2002, prohibits “politician 527s,” the type of 527 connected to a federal officeholder, from raising or spending soft money. However, Public Citizen notes that “the staff and political operatives of these politicians will be able to set up such groups and politicians will be able to attend fundraiser events as long as they are not directly soliciting the funds. Non-politician 527s may still raise and spend soft money, except in relation to an ‘electioneering communication’ broadcast by the group within 60 days of a general election or 30 days of a primary election.”

Tobacco Industry Lobbying

In addition to their campaign contributions, the tobacco companies spend millions of dollars to lobby and influence members of the U.S. Congress. According to the most recent figures compiled by Common Cause, the tobacco industry has spent more than \$129 million since 1999 on professional lobbying firms and in-house lobbyists.

TOBACCO INDUSTRY LOBBYING EXPENDITURES							
January 1, 1999 – December 31, 2004							
TOBACCO COMPANY	1999	2000	2001	2002	2003	2004*	Total
1. Altria/Philip Morris	\$14,720,000	\$11,220,000	\$12,520,000	\$14,040,000	\$13,480,000	\$13,240,000	\$79,220,000
2. Lorillard	\$1,060,000	\$1,500,000	\$1,980,000	\$1,840,000	\$2,360,000	\$2,880,000	\$11,620,000
3. Brown & Williamson	\$2,330,000	\$2,460,000	\$1,560,000	\$1,600,000	\$1,880,000	\$1,060,000	\$10,890,000
4. RJ Reynolds/ Reynolds American	\$1,519,320	\$1,365,525	\$1,333,800	\$1,290,450	\$1,531,135	\$1,678,030	\$8,718,260
5. U.S. Smokeless Tobacco Co.	\$1,020,000	\$940,000	\$1,200,000	\$1,460,000	\$1,700,000	\$1,840,000	\$8,160,000
6. Vector Group	\$400,000	\$270,000	\$400,000	\$440,000	\$490,000	\$680,000	\$2,680,000
7. Smokeless Tobacco Council	\$871,990	\$300,000	\$300,000	\$420,000	\$400,000	\$0	\$2,291,990
8. Conwood Co	\$160,000	\$240,000	\$240,000	\$340,000	\$520,000	\$640,000	\$2,140,000
9. Cigar Association of America	\$485,000	\$300,000	\$100,000	\$110,000	\$190,000	\$220,000	\$1,405,000
10. Swisher	\$160,000	\$160,000	\$160,000	\$160,000	\$160,000	\$230,000	\$1,030,000
11. Swedish Match North America	--	--	\$200,000	\$200,000	\$200,000	\$200,000	\$800,000
12. Commonwealth Brands	--	--	--	--	\$220,000	\$425,000	\$645,000
Totals	\$22,726,310	\$18,755,525	\$19,993,800	\$21,900,450	\$23,131,135	\$23,093,030	\$129,600,250
Lobbying data are from Common Cause.							
*Based on federal lobby reports submitted through August 6, 2005							

These figures reflect lobbying expenditures reported to the Secretary of the Senate and the Clerk of the House. They do not include the expenses associated with advocacy and education activities not legally classified as lobbying. Additionally, the lobbying expenditures do not include expenses

associated with creating and supporting grassroots lobbying efforts. To further support their direct lobbying efforts, the cigarette companies often work to get individual smokers or the owners or employees of tobacco-related businesses to contact their elected representatives in support of tobacco company positions.¹⁰ Internal industry documents revealed in the state tobacco lawsuits show that as early as 1986 Philip Morris alone had a database of nearly three million smokers which it would use to generate letters and phone calls to members of Congress, governors, or other elected officials.¹¹

Recent Federal Tobacco Legislation

This annual report includes several analyses of the correlation between industry campaign contributions and the outcome of tobacco-related legislation. Congressional votes and bill sponsorships dating back to 1997 reveal a clear relationship between tobacco money and tobacco votes, with opponents of the public health position receiving anywhere from 2.5 to 177 times as much money from the tobacco industry as legislators who sided with the public health community.

This section details the correlation between industry campaign contributions and the most recent activity on tobacco legislation.

House Vote on FSC Bill

On June 17, 2004, the U.S. House of Representatives approved its version of the Foreign Sales Corporation (FSC) corporate tax bill (H.R. 4520) by a margin of 251 to 178. The bill contained a broad range of provisions, including a \$10 billion tobacco buyout paid by taxpayers.

Sponsors of the bill, intended to revamp the corporate tax system in an effort to stop increasing trade sanctions by the European Union, included a variety of unrelated proposals in the final version of the legislation. It was widely reported that the tobacco buyout was added to the corporate tax bill, "in order to lure votes for the tax package."¹²

Public health groups contend that the House buyout plan does nothing to protect public health (the bill did not include FDA regulation of tobacco products), while making taxpayers pay for the buyout. The groups argued that tobacco companies benefit because they do not have to pay for the buyout, and they end up with cheaper tobacco.

Since House members were not given the opportunity to vote on the tobacco buyout as a stand-alone measure, we can only analyze the final vote on the entire package. The 251 members who voted for the FSC bill, including the taxpayer funded tobacco buyout, have taken, on average, more than five times as much tobacco PAC money since 1999 as the 178 members who opposed the FSC/tobacco buyout bill (average of \$14,733 vs. \$2,804 per member).

House Vote on Agriculture Appropriations Bill

On July 13, 2004, the House of Representatives essentially voted to block the \$10 billion taxpayer funded tobacco buyout approved as part of the FSC bill a month earlier.

In the only stand-alone vote Congress has taken to date on the issue of a tobacco buyout, the House voted for an amendment to the Agriculture Appropriations bill that prohibits the use of taxpayer money

¹⁰ Mitchell, Alison, "The Influence Industry: A New Form of Lobbying Puts Public Face on Private Interest," *New York Times* (September 30, 1998).

¹¹ Nelson, Jack, Philip Morris USA Interoffice Memorandum to Guy L. Smith (April 15, 1986), PM document 2025858760, www.pmdocs.com.

¹² "Tobacco Buyout Backers Tempted to Accept Regulation," CQ Today July 13, 2004.

to administer a buyout. The House adopted the bipartisan amendment, offered by Representatives Jeff Flake (R-AZ) and Chris Van Hollen (D-MD), on a voice vote. Many supporters of the amendment made it clear that they would support a buyout only if the tobacco companies pay for it, and it is linked to effective FDA tobacco authority.

Since the measure was approved by a voice vote, there is no record of each member's support or opposition to allow for further analysis of tobacco industry campaign contributions.

Senate Amendment to FSC Bill

On July 15, 2004, The U.S. Senate approved historic legislation to grant the U.S. Food and Drug Administration (FDA) strong and effective authority to regulate tobacco products. The 78 to 15 vote represents the first time that either House of Congress has voted to grant the FDA authority over tobacco products. The vote was on an amendment offered by Senators Mike DeWine (R-OH) and Edward Kennedy (D-MA) to the FSC corporate tax bill. The amendment included both the DeWine-Kennedy FDA tobacco authority bill supported by the public health community and legislation introduced by Sen. Mitch McConnell (R-KY) to provide a tobacco grower buyout that is paid by tobacco companies, not taxpayers. In contrast, the House of Representatives version of the FSC bill did not include FDA tobacco regulation and provided for a tobacco buyout paid by taxpayers instead of the tobacco companies.

The Senate vote cleared the way for the Senate and the House to convene a conference committee to negotiate a final version of the FSC bill. Public health organizations urged the House-Senate conferees to adopt the Senate approach and reject any effort to weaken the FDA tobacco authority legislation passed by the Senate.

While the passage of FDA authority of tobacco products represents a clear victory for public health, it is difficult to conduct a straightforward analysis of the impact of campaign contributions on this particular piece of tobacco-related legislation.

- First, the amendment combined FDA regulation and the tobacco buyout, meaning that the Senators did not have an opportunity to vote on each individual component. The unique coalition paired long-time proponents of FDA regulation of tobacco products (who received few, if any, tobacco industry contributions) with tobacco-state Senators supportive of a tobacco buyout, but historically opposed to FDA regulation (who received significant campaign contributions from tobacco companies).

Of the 78 Senators voting for the FDA/buyout amendment, a number who have opposed FDA authority specifically stated that they were voting for the amendment because of the tobacco buyout provision. Among the 36 Senators voting for the amendment who had received any tobacco contributions during the period of 1997-2004, the average total contribution was \$26,227 per member.

In total, therefore, the 78 Senators voting for the amendment have taken, on average, \$12,105 in tobacco PAC contributions since 1997 (compared to an average of \$14,033 for the 15 Senators voting against the amendment).

- Additionally, the tobacco industry was for the first time divided on a major piece of tobacco legislation. Traditionally, the tobacco companies have opposed FDA regulation of tobacco products or endorsed weak, ineffective legislation opposed by every major public health organization.

But this congressional session, Altria/Philip Morris reversed its previous opposition to effective FDA legislation and endorsed the DeWine-Kennedy bill and a companion bill in the House of Representatives. Many other major tobacco companies remain staunchly opposed to FDA regulation of tobacco products. R.J. Reynolds, Brown & Williamson, Lorillard tobacco, Santa Fe and Lane Limited took out full page newspaper ads against the Senate proposal, instead endorsing the House version of the buyout with no regulation of tobacco products.

Among all of the tobacco companies, Philip Morris remains the largest single donor of PAC contributions to federal candidates (more than \$3 million since 1997). However, the Philip Morris contributions are matched by the group of companies publicly opposing the legislation, who have donated a combined \$3.4 million to federal candidates since 1997.

House-Senate Conference Committee on FSC Bill

In House-Senate negotiations to reconcile different versions of the tax bill, House Ways and Means Committee Chairman Bill Thomas (R-CA) and Senate Finance Committee Chairman Charles Grassley (R-IA), failed to include the FDA provision in the draft that they circulated to the conference committee. The full conference committee rejected two attempts to amend the bill to include the FDA provisions passed in the Senate. In each case a majority of senators on the conference committee voted for the amendment, but a majority of House members did not.

On October 5, 2004, the conference committee rejected an amendment offered by Sen. Edward Kennedy (D-MA) to attach the Senate-passed version of FDA legislation and the tobacco buyout. The 16 Conferees who voted against the amendment received, on average, 5 times as much money from the tobacco industry as the 18 conferees voting for it (\$27,255 vs. \$5,505 per member). Additionally, the members who voted against the FDA provision received, on average, more than seven times the amount of tobacco industry campaign contributions from companies opposed to FDA regulation as the members who supported the FDA provision (\$21,036 vs. \$2,833 per member). See Appendix C for detailed contributions by member.

The following day, the conference committee also rejected an amendment by Sen. Tom Harkin (D-IA) to attach the Senate-passed version of FDA legislation and the tobacco buyout. The 17 Conferees who voted against the amendment received, on average, nearly 5 times as much money from the tobacco industry as the 17 conferees voting for it (\$26,975 vs. \$5,652). The members who voted against the FDA provision received, on average, more than seven times the amount of tobacco industry campaign contributions from companies opposed to FDA regulation as the members who supported the FDA provision (\$20,534 vs. \$2,735 per member). See Appendix C for detailed contributions by member.

An article from *CQ Today* explained how Rep. Tom DeLay (R-TX) considers the defeat of FDA legislation one of his major accomplishments from the last Congress, and that he worked closely with his former staff person - a lobbyist for RJ Reynolds - to ensure its failure. The article goes on to say that DeLay "insisted that...House negotiators stand firm against the FDA tobacco regulation that Senators wanted."¹³

Senate Vote on FDA Regulation

Although the conference committee failed to include FDA regulation as part of the FSC bill, on October 10, 2004 the U.S. Senate affirmed support for granting the FDA authority over tobacco

¹³ Ota, Alan, "Hastert Calls on DeLay as 'Super Conferee,'" *CQ Today* (May 23, 2005).

products by passing the DeWine-Kennedy bill for a second time, this time as a freestanding bill without the buyout, by a voice vote.

Tobacco Money and Tobacco Votes

Several past congressional votes and bill sponsorships reveal a clear relationship between tobacco money and tobacco votes:

- Legislation was introduced in the 107th Congress to grant the U.S. Food and Drug Administration (FDA) authority to regulate tobacco products, including weak bills supported by Philip Morris, the nation's largest tobacco company, and opposed by every major public health organization.

In the Senate, the main sponsor of the weak FDA bill (S. 190) was Senate Majority Leader Bill Frist (R-TN). While Senator Frist did not accept any tobacco PAC contributions for his re-election campaign, the National Republican Senatorial Committee, which Senator Frist chaired from 2000-2002, accepted more than \$2.2 million dollars (hard and soft money contributions) from the tobacco industry between 1999 and 2002. In the House, the main sponsor of the bill supported by Philip Morris (H.R. 2180) was Rep. Tom Davis (R-VA). Between 1999 and 2002, Rep. Davis accepted more than \$14,000 in tobacco PAC contributions for his re-election campaigns. More importantly, the National Republican Congressional Committee, which Rep. Davis chaired from 1998-2002, accepted more than \$2.5 million dollars (hard and soft money contributions) from the tobacco industry between 1999 and 2002.

At the close of the 107th Congress, there were 17 members of the House sponsoring H.R. 2180, the weak FDA regulation bill supported by Philip Morris and introduced by Rep. Davis (R-VA). Public health groups supported H.R. 1097, a bill introduced by Reps. Greg Ganske (R-IA), John Dingell (D-MI) and Henry Waxman (D-CA) that would grant the FDA meaningful, effective authority to regulate tobacco products. Altogether, the 17 representatives who sponsored the Davis bill received \$216,025 in tobacco campaign contributions between 1999 and 2002, including \$142,000 from Philip Morris. Over this same time period, the same 17 received, on average, 20 times as much money from the tobacco industry as the 127 representatives who sponsored the bill supported by the public health community (average of \$12,707 vs. \$613 per sponsor).

The three senators who sponsored the Frist bill received an average of \$1,000 in tobacco industry contributions between 1997 and 2002. The 21 senators who sponsored the stronger Kennedy-Dewine bill received an average of \$436 in campaign contributions from the tobacco industry in that same time period.

- The 107th Congress also worked on legislation to establish fire safety standards for cigarettes. These standards would prevent many cigarette-related fires and protect smokers and their families. H.R. 4607, introduced by Rep. Ed Markey (D-MA) and Rep. James Hansen (R-UT) and the companion bill in the Senate, S. 2317 introduced by Sen. Richard Durbin (D-IL) and Sen. Sam Brownback (R-KS), were supported by the public health community.

While Philip Morris paid lip service to supporting this legislation, they asked their allies to introduce weak legislation in the House, H.R. 4981 and H.R. 5059, that would have preempted New York from implementing a law that established strong standards for fire safe cigarettes. The New York State Office of Fire Prevention and Control issued the nation's first fire safety standard for cigarettes and the regulations have gone into effect. The final New York regulation implemented a 2000 state law requiring that all cigarettes sold in New York be manufactured to extinguish more quickly when left unattended. H.R. 4981 and H.R. 5059, introduced by Rep. Cliff Stearns (R-FL) and Rep. Edolphus Towns (D-NY), would have preempted the law in New York and prevented future actions by other states.

Altogether, the 14 sponsors of the Stearns-Towns legislation received \$232,524 in tobacco campaign contributions between 1999 and 2002. Therefore, the 14 sponsors received, on average, 177 times as much money from the tobacco industry as the 16 representatives who sponsored the Markey – Hansen bill supported by the public health community (average of \$16,609 vs. \$94 per sponsor).

- In June 2000, the U.S. House of Representatives voted twice on whether to fund the U.S. Department of Justice lawsuit against the tobacco companies. On the first vote (June 19), the 207 House members who voted to block funding for the lawsuit had taken, on average, five times as much tobacco PAC money in the previous two election cycles as the 197 who voted to continue funding (\$9,712 vs. \$1,750). On a subsequent vote (June 23), the 183 members who voted to cut off funding had taken, on average, nearly seven times as much tobacco PAC money in the previous two cycles as the 215 members who supported funding for the lawsuit (\$10,715 vs. \$1,539).
- The tobacco industry's biggest victory over public health policy was the June 1998 defeat in the U.S. Senate of comprehensive tobacco legislation sponsored by Senator John McCain (R-AZ). The bill was defeated by filibuster on June 17, 1998, three votes shy of the 60 votes necessary to end the filibuster. The 42 senators who voted to kill the McCain bill received, on average, nearly four times as much money from the tobacco industry in the two years before their last election as the 57 senators who supported the bill (\$17,902 vs. \$4,810, with one senator not voting).
- In 1997, the House and Senate voted on funding for enforcement of the FDA's initiative to prevent illegal tobacco sales to minors. In the Senate (September 3), the 28 senators who voted against funding for compliance checks received, on average, more than two and a half times the tobacco PAC contributions in the two years before their last election as the 70 senators who supported the funding (\$17,651 vs. \$6,840). In the House (July 24), the 248 members voting against the funding had taken, on average, nearly five times as much tobacco PAC money in the previous cycle as the 177 members who voted to fund the compliance checks (\$5,636 vs. \$1,142).

Additional Resources

- The Federal Election Commission (FEC) (<http://www.fec.gov>). The FEC is the official source of federal campaign finance data. Information on donations to and from candidate committees, official political action committees (PACs), individual donations, soft money contributions, and political party committees is available through the FEC web site and the Washington DC office. Some state level data is available through the FEC at <http://www.fec.gov/pubrec/cfsdd.htm>. The combined federal/state disclosure and election directory identifies organizations and individuals at the state and national level who have a responsibility to disclose information on money in politics.
- Common Cause (<http://www.commoncause.org>) is an independent non-profit advocacy organization focusing on campaign finance reform and other issues that enhance citizens' participation in democracy. Their soft money database is searchable by party, donor and industry. Common Cause has also undertaken a study of tobacco contributions in several states, and has released reports on tobacco influence in California, Colorado, Connecticut, Delaware, Florida, Georgia, Maryland, Massachusetts, New Mexico, North Carolina, Vermont and Wisconsin.
- The American Lung Association of California's Center for Tobacco Policy launched a website-based contribution tracking system to help California citizens find out if their state representatives accept campaign contributions from the tobacco industry. By entering their zip code at www.californialung.org/thecenter, California residents will receive a report that includes how much money, if any, their local Assembly and state Senate representatives received from the major tobacco companies.
- The Center for Responsive Politics (<http://www.opensecrets.org>) is a non-partisan, non-profit research group that tracks money in politics and its impact on elections and public policy. The website allows for searches by industry (<http://www.opensecrets.org/industries/index.asp>), candidate, contributor and political party. Select state level data is available at <http://www.opensecrets.org/states/index.asp>.
- The Campaign for Tobacco Free Kids / Common Cause / American Heart Association / American Lung Association March 2001 report "Buying Influence - Selling Death Report" details how the tobacco industry's campaign contributions harm public health policies. (<http://tobaccofreekids.org/reports/influence/>).
- In its September 2003 report, "Silent Partners: How political nonprofits work the system," (<http://www.publicintegrity.org/527/>) the Center for Public Integrity (<http://www.public-i.org>) examines how these 527 groups raise and spend money outside of federal and state campaign finance regulations. The website also contains a searchable database of contributions to 527 groups (<http://www.publicintegrity.org/527/db.aspx?act=main>).
- Public Citizen (<http://www.citizen.org>) has a variety of tobacco-related information available through its internal search engine. Available information includes lobbying statistics and background information on campaign finance reform.
- National Institute on Money in State Politics (<http://www.followthemoney.org/>) maintains a database of state level campaign finance data. States are searchable by candidate, contributor and sector (including tobacco). In May 2005, the Institute released a report on tobacco industry contributions to state candidates (<http://www.followthemoney.org/press/Reports/200505051.pdf>).
- The University of California - San Francisco web site contains state reports on tobacco industry political activity, (<http://www.library.ucsf.edu/tobacco/state.html>) that provide an in-depth look at the tobacco industry's political activities and the influence on state level policies. A June 2004 report by the University's Center for Tobacco Control Research and Education examines the influence of the tobacco industry in Nebraska (<http://repositories.cdlib.org/ctcre/tcpmus/NE2004>).

Tobacco PAC Contributions to Members of Congress

January 1, 1997 through August 2, 2005 – Contributions For Federal Office Only

			1997- 1998	1999- 2000	2001- 2002	2003- 2004	2005- 2006	1999- 2005
AK (Alaska)								
Senator	Murkowski, Lisa	R	\$0	\$0	\$0	\$5,000	\$0	\$5,000
	Stevens, Ted	R	\$0	\$0	\$0	\$0	\$0	\$0
Representative								
	1 Young, Don	R	\$8,000	\$5,000	\$4,500	\$1,000	\$0	\$10,500
AL (Alabama)								
Senator	Sessions, Jeff	R	(\$1,000)	\$0	\$0	\$0	\$0	\$0
	Shelby, Richard	R	\$14,166	\$0	\$0	\$8,000	\$0	\$8,000
Representative								
	1 Bonner, Jo	R	\$0	\$0	\$4,000	\$5,500	\$1,000	\$10,500
	2 Everett, Terry	R	\$0	\$1,000	\$4,000	\$3,500	\$5,000	\$13,500
	3 Rogers, Mike	R	\$0	\$0	\$13,500	\$11,000	\$2,000	\$26,500
	4 Aderholt, Robert	R	\$20,500	\$12,000	\$3,750	\$6,000	\$0	\$21,750
	5 Cramer, Robert	D	\$1,500	\$10,500	\$5,000	\$4,000	\$3,000	\$22,500
	6 Bachus, Spencer	R	\$1,000	\$1,000	\$3,000	\$0	\$0	\$4,000
	7 Davis, Artur	D	\$0	\$0	\$6,000	\$6,000	\$1,000	\$13,000
AR (Arkansas)								
Senator	Pryor, Mark	D	\$0	\$0	\$0	\$0	\$0	\$0
	Lincoln, Blanche	D	\$0	\$1,000	\$0	\$0	\$0	\$1,000
Representative								
	1 Berry, Marion	D	\$0	\$0	\$3,000	\$3,000	\$1,000	\$7,000
	2 Snyder, Vic	D	\$0	\$0	\$0	\$0	\$0	\$0
	3 Boozman, John	R	\$0	\$0	\$0	\$1,500	\$1,000	\$2,500
	4 Ross, Michael	D	\$0	\$0	\$1,500	\$3,500	\$4,000	\$9,000
AZ (Arizona)								
Senator	Kyl, Jon	R	\$0	\$2,000	\$1,000	\$10,000	\$1,000	\$14,000
	McCain, John	R	\$0	\$0	\$0	\$0	\$0	\$0
Representative								
	1 Renzi, Rick	R	\$0	\$0	\$6,500	\$8,500	\$3,000	\$18,000
	2 Franks, Trent	R	\$0	\$0	\$0	\$0	\$0	\$0
	3 Shadegg, John	R	\$0	\$0	\$0	\$0	\$0	\$0
	4 Pastor, Ed	D	\$0	\$0	\$0	\$0	\$0	\$0
	5 Hayworth, J.D.	R	(\$500)	\$0	\$0	\$0	\$0	\$0
	6 Flake, Jeff	R	\$0	\$0	\$0	\$0	\$0	\$0
	7 Grijalva, Raul	D	\$0	\$0	\$0	\$0	\$0	\$0
	8 Kolbe, Jim	R	\$2,000	\$300	\$0	\$0	\$0	\$300
CA (California)								
Senator	Boxer, Barbara	D	\$0	\$0	\$0	\$0	\$0	\$0
	Feinstein, Dianne	D	\$0	\$0	\$0	\$0	\$0	\$0

California cont.
Representative

		1997- 1998	1999- 2000	2001- 2002	2003- 2004	2005- 2006	1999- 2005
1 Thompson, Mike	D	\$0	\$5,000	\$2,500		\$1,000	
					\$6,500		\$15,000
2 Herger, Wally	R	\$7,500	\$8,500	\$8,000	\$8,000	\$2,000	\$26,500
3 Lungren, Daniel	R	\$0	\$0	\$0	\$0	\$0	\$0
4 Doolittle, John	R	\$0	\$0	\$0	\$0	\$0	\$0
5 Matsui, Doris		\$0	\$0	\$0	\$0	\$2,500	\$2,500
6 Woolsey, Lynn	D	\$0	\$0	\$0	\$0	\$0	\$0
7 Miller, George	D	\$0	\$0	\$0	\$0	\$0	\$0
8 Pelosi, Nancy	D	\$0	\$0	\$0	\$0	\$0	\$0
9 Lee, Barbara	D	\$0	\$0	\$0	\$0	\$0	\$0
10 Tauscher, Ellen	D	\$0	\$0	\$0	\$0	\$0	\$0
11 Pombo, Richard	R	\$7,000	\$8,500	\$9,000	\$5,000	\$2,000	\$24,500
12 Lantos, Tom	D	\$0	\$0	\$0	\$0	\$0	\$0
13 Stark, Pete	D	\$0	\$0	\$0	\$0	\$0	\$0
14 Eshoo, Anna	D	\$0	\$0	\$0	\$0	\$0	\$0
15 Honda, Michael	D	\$0	\$0	\$0	\$0	\$0	\$0
16 Lofgren, Zoe	D	\$0	\$0	\$0	\$0	\$0	\$0
17 Farr, Sam	D	\$0	\$0	\$0	\$0	\$0	\$0
18 Cardoza, Dennis	D	\$0	\$0	\$6,000	\$7,500	\$3,000	\$16,500
19 Radanovich, George	R	\$2,500	\$8,000	\$6,000	\$9,000	\$1,000	\$24,000
20 Costa, Jim	D	\$0	\$0	\$0	\$5,500	\$3,000	\$8,500
21 Nunes, Devin	R	\$0	\$0	\$4,500	\$9,500	\$1,000	\$15,000
22 Thomas, William	R	\$8,500	\$10,000	\$11,000	\$14,000	\$2,000	\$37,000
23 Capps, Lois	D	\$0	\$0	\$0	\$0	\$0	\$0
24 Gallegly, Elton	R	\$500	\$0	\$0	\$1,000	\$0	\$1,000
25 McKeon, Howard	R	\$0	\$0	\$0	\$0	\$0	\$0
26 Dreier, David	R	\$0	\$3,000	\$500	\$2,000	\$2,500	\$8,000
27 Sherman, Brad	D	\$0	\$0	\$0	\$0	\$0	\$0
28 Berman, Howard	D	\$0	\$0	\$0	\$0	\$0	\$0
29 Schiff, Adam	D	\$0	\$0	\$0	\$0	\$0	\$0
30 Waxman, Henry	D	\$0	\$0	\$0	\$0	\$0	\$0
31 Becerra, Xavier	D	\$4,500	\$1,000	\$1,000	\$0	\$0	\$2,000
32 Solis, Hilda	D	\$0	\$0	\$0	\$0	\$0	\$0
33 Watson, Diane E.	D	\$0	\$0	\$0	\$0	\$0	\$0
34 Roybal-Allard, Lucille	D	\$0	\$0	\$0	\$0	\$0	\$0
35 Waters, Maxine	D	\$0	\$0	\$0	\$0	\$0	\$0
36 Harman, Jane	D	\$0	\$0	\$0	\$0	\$0	\$0
37 Millender-McDonald, Juanita	D	\$500	\$500	\$0			
					\$0	\$0	\$500
38 Napolitano, Grace	D	\$0	\$500	\$1,000	\$6,000	\$0	\$7,500
39 Sanchez, Linda	D	\$0	\$0	\$0	\$0	\$0	\$0
40 Royce, Edward	R	\$2,000	\$2,000	\$0	\$0	\$0	\$2,000
41 Lewis, Jerry	R	\$5,000	\$4,500	\$3,000	\$3,000	\$3,000	\$13,500
42 Miller, Gary	R	\$8,000	\$14,000	\$7,500	\$3,000	\$1,000	\$25,500
43 Baca, Joe	D	\$3,050	\$28,348	\$10,310	\$8,000	\$3,000	\$49,658
44 Calvert, Ken	R	\$6,500	\$4,500	\$3,500	\$2,000	\$0	\$10,000
45 Bono, Mary	R	\$0	\$0	\$0	\$0	\$0	\$0

			1997- 1998	1999- 2000	2001- 2002	2003- 2004	2005- 2006	1999- 2005
California cont.								
	46 Rohrabacher, Dana	R	\$2,000	\$0	\$0	\$1,000	\$0	\$1,000
	47 Sanchez, Loretta	D	\$3,000	\$3,500	\$4,000	\$1,000	\$1,000	\$9,500
	48 Cox, Christopher	R	\$6,500	\$3,000	\$2,000	\$2,000	\$0	\$7,000
	49 Issa, Darrell	R	\$0	\$6,000	\$3,500	\$6,500	\$0	\$16,000
	50 Cunningham, Randy	R	\$2,000	\$2,500	\$500	\$3,500	\$0	\$6,500
	51 Filner, Bob	D	\$500	\$0	\$0	\$0	\$0	\$0
	52 Hunter, Duncan	R	\$1,000	\$0	\$0	\$0	\$0	\$0
	53 Davis, Susan	D	\$0	\$0	\$0	\$0	\$0	\$0
CO (Colorado)								
Senator								
	Allard, Wayne	R	\$0	\$0	\$27,500	\$0	\$0	\$27,500
	Salazar, Ken	D	\$0	\$0	\$0	\$0	\$1,000	\$1,000
Representative								
	1 DeGette, Diana	D	\$0	\$0	\$0	\$0	\$0	\$0
	2 Udall, Mark	D	\$0	\$0	\$0	\$0	\$0	\$0
	3 Salazar, John	D	\$0	\$0	\$0	\$0	\$0	\$0
	4 Musgrave, Marilyn	R	\$0	\$0	\$12,500	\$9,500	\$3,000	\$25,000
	5 Hefley, Joel	R	\$1,000	\$500	\$0	\$0	\$0	\$500
	6 Tancredo, Thomas	R	\$12,000	\$18,000	\$4,500	\$1,000	\$0	\$23,500
	7 Beauprez, Bob	R	\$0	\$0	\$11,500	\$12,000	\$1,000	\$24,500
CT (Connecticut)								
Senator								
	Dodd, Christopher	D	\$9,000	\$2,000	\$7,000	\$9,000	\$0	\$18,000
	Lieberman, Joseph	D	\$0	\$0	\$0	\$0	\$0	\$0
Representative								
	1 Larson, John	D	\$2,000	(\$2,000)	\$0	\$0	\$0	(\$2,000)
	2 Simmons, Robert	R	\$0	\$500	\$16,000	\$15,000	\$0	\$31,500
	3 DeLauro, Rosa	D	\$0	\$0	\$0	\$0	\$0	\$0
	4 Shays, Christopher	R	\$0	\$500	\$500	\$9,000	\$4,000	\$14,000
	5 Johnson, Nancy	R	\$0	\$0	\$0	\$0	\$0	\$0
DE (Delaware)								
Senator								
	Biden, Joseph	D	\$0	\$0	\$0	\$0	\$0	\$0
	Carper, Thomas	D	\$0	\$0	\$500	\$0	\$0	\$500
Representative								
	1 Castle, Michael	R	\$0	\$0	\$0	\$0	\$0	\$0
FL (Florida)								
Senator								
	Martinez, Mel	R	\$0	\$0	\$0	\$31,000	\$0	\$31,000
	Nelson, Bill	D	\$0	\$1,000	\$2,000	\$5,000	\$2,000	\$10,000
Representative								
	1 Miller, Jeff	R	\$0	\$0	\$0	\$0	\$0	\$0
	2 Boyd, F. Allen	D	\$12,000	\$16,500	\$14,500	\$19,000	\$7,500	\$57,500
	3 Brown, Corrine	D	\$9,500	\$5,000	\$1,000	\$0	\$0	\$6,000
	4 Crenshaw, Ander	R	\$0	\$2,000	\$2,500	\$7,000	\$6,000	\$17,500
	5 Brown-Waite, Ginny	R	\$0	\$0	\$0	\$0	\$0	\$0
	6 Stearns, Cliff	R	\$10,500	\$7,500	\$7,500	\$10,000	\$4,000	\$29,000
	7 Mica, John	R	\$2,000	\$4,000	\$13,500	\$0	\$0	\$17,500

			1997- 1998	1999- 2000	2001- 2002	2003- 2004	2005- 2006	1999- 2005
Florida cont.								
	8 Keller, Ric	R	\$0	\$11,500	\$11,500	\$5,000	\$2,000	\$30,000
	9 Bilirakis, Michael	R	\$0	\$0	\$0	\$0	\$0	\$0
	10 Young, C.W.	R	\$0	\$0	\$0	\$0	\$0	\$0
	11 Davis, Jim	D	\$5,500	\$4,000	\$3,000	\$3,500	\$0	\$10,500
	12 Putnam, Adam	R	\$0	\$14,500	\$5,000	\$5,500	\$1,000	\$26,000
	13 Harris, Katherine	R	\$0	\$0	\$0	\$0	\$1,000	\$1,000
	14 Mack, Connie	R	\$0	\$0	\$0	\$8,500	\$3,000	\$11,500
	15 Weldon, David	R	\$0	\$0	\$500	\$0	\$0	\$500
	16 Foley, Mark	R	\$6,500	\$12,901	\$9,815	\$7,000	\$1,000	\$30,716
	17 Meek, Kendrick	D	\$0	\$0	\$0	\$5,000	\$2,500	\$7,500
	18 Ros-Lehtinen, Ileana	R	\$5,000	\$2,500	\$3,500	\$3,000	\$1,000	\$10,000
	19 Wexler, Robert	D	\$0	\$0	\$0	\$0	\$0	\$0
	20 Wasserman-Schultz, Debbie	D	\$0	\$0	\$0	\$500	\$0	\$500
	21 Diaz-Balart, Lincoln	R	\$4,500	\$4,000	\$3,500	\$6,000	\$2,000	\$15,500
	22 Shaw, E. Clay	R	\$2,500	\$8,500	\$5,000	\$0	\$0	\$13,500
	23 Hastings, Alcee	D	\$1,500	\$0	\$1,500	\$0	\$0	\$1,500
	24 Feeney, Tom	R	\$0	\$0	\$10,000	\$6,500	\$4,000	\$20,500
	25 Diaz-Balart, Mario	R	\$0	\$0	\$5,000	\$4,000	\$500	\$9,500
GA (Georgia)								
Senator								
	Chambliss, Saxby	R	19,500	\$21,000	\$55,000	\$6,500	\$11,000	\$93,500
	Isakson, Johnny	R	\$5,500	\$8,000	\$5,500	\$23,000	(\$2,500)	\$34,000
Representative								
	1 Kingston, Jack	R	\$8,000	\$14,500	\$7,500	\$9,000	\$2,000	\$33,000
	2 Bishop, Sanford	D	\$21,000	\$24,000	\$18,000	\$4,000	\$1,000	\$47,000
	3 Marshall, Jim	D	\$0	\$0	\$0	\$1,000	\$0	\$1,000
	4 McKinney, Cynthia	D	\$0	\$0	\$0	\$0	\$0	\$0
	5 Lewis, John	D	\$0	\$0	\$0	\$0	\$0	\$0
	6 Price, Tom	R	\$0	\$0	\$0	\$0	\$0	\$0
	7 Linder, John	R	\$14,000	\$14,000	\$12,000	\$5,000	\$1,000	\$32,000
	8 Westmoreland, Lynn	R	\$0	\$0	\$0	\$15,000	\$4,500	\$19,500
	9 Norwood, Charles	R	\$16,000	\$12,500	\$10,000	\$7,500	\$4,500	\$34,500
	10 Deal, Nathan	R	\$8,500	\$4,000	\$2,000	\$3,000	\$1,000	\$10,000
	11 Gingrey, Phil	R	\$0	\$0	\$6,500	\$3,500	\$1,000	\$11,000
	12 Barrow, John	R	\$0	\$0	\$0	\$0	\$0	\$0
	13 Scott, David	D	\$0	\$0	\$7,000	\$6,500	\$4,500	\$18,000
HI (Hawaii)								
Senator								
	Akaka, Daniel	D	\$0	\$0	\$0	\$0	\$0	\$0
	Inouye, Daniel	D	\$1,000	\$0	\$0	\$0	\$0	\$0
Representative								
	1 Abercrombie, Neil	D	\$2,500	\$500	\$1,500	\$1,000	\$0	\$3,000
	2 Case, Ed	D	\$0	\$0	\$0	\$0	\$0	\$0
IA (Iowa)								
Senator								
	Grassley, Charles	R	\$9,166	\$2,000	\$3,000	\$18,500	\$0	\$23,500
	Harkin, Tom	D	\$0	\$0	\$0	\$0	\$0	\$0

			1997- 1998	1999- 2000	2001- 2002	2003- 2004	2005- 2006	1999- 2005
Iowa cont.								
Representative								
	1 Nussle, Jim	R	\$14,000	\$13,000	\$17,000	\$10,000	\$0	\$40,000
	2 Leach, James	R	\$0	\$0	\$0	\$0	\$0	\$0
	3 Boswell, Leonard	D	\$0	\$0	\$0	\$0	\$0	\$0
	4 Latham, Tom	R	\$15,500	\$15,500	\$30,500	\$15,500	\$5,000	\$66,500
	5 King, Steven	R	\$0	\$0	\$2,000	\$8,500	\$4,000	\$14,500
ID (Idaho)								
Senator								
	Craig, Larry	R	\$2,000	\$0	\$23,500	\$0	\$1,000	\$24,500
	Crapo, Michael	R	\$6,500	\$0	\$0	\$6,000	\$0	\$6,000
Representative								
	1 Otter, C.L.	R	\$0	\$18,000	\$9,500	\$6,500	\$0	\$34,000
	2 Simpson, Michael	R	\$2,000	(\$2,000)	\$9,000	\$16,500	\$9,500	\$33,000
IL (Illinois)								
Senator								
	Durbin, Richard	D	\$0	\$0	\$0	\$0	\$0	\$0
	Obama, Barack	D	\$0	\$0	\$0	\$0	\$0	\$0
Representative								
	1 Rush, Bobby	D	\$0	\$0	\$0	\$1,000	\$0	\$1,000
	2 Jackson Jr., Jesse	D	\$3,000	\$0	\$0	\$1,000	\$1,000	\$2,000
	3 Lipinski, Daniel	D	\$0	\$0	\$0	\$0	\$0	\$0
	4 Gutierrez, Luis	D	\$0	\$0	\$0	\$0	\$0	\$0
	5 Emanuel, Rahm	D	\$0	\$0	\$0	\$0	\$0	\$0
	6 Hyde, Henry	R	\$0	\$0	\$0	\$0	\$0	\$0
	7 Davis, Danny	D	\$0	\$0	\$1,000	\$0	\$0	\$1,000
	8 Bean, Melissa	R	\$0	\$0	\$0	\$0	\$1,000	\$1,000
	9 Schakowsky, Janice	D	\$0	\$0	\$0	\$0	\$0	\$0
	10 Kirk, Mark	R	\$0	\$0	\$0	\$6,000	\$3,000	\$9,000
	11 Weller, Jerry	R	\$3,500	(\$500)	\$500	\$4,500	\$2,000	\$6,500
	12 Costello, Jerry	D	\$0	\$0	\$0	\$0	\$0	\$0
	13 Biggert, Judy	R	\$5,000	\$4,000	\$0	\$3,500	\$0	\$7,500
	14 Hastert, J. Dennis	R	\$500	\$500	(\$1,100)	\$0	\$0	(\$600)
	15 Johnson, Timothy	R	\$0	\$7,500	\$5,500	\$5,000	\$2,000	\$20,000
	16 Manzullo, Donald	R	\$0	\$0	\$0	\$4,500	\$2,500	\$7,000
	17 Evans, Lane	D	\$0	\$0	\$0	\$0	\$0	\$0
	18 LaHood, Ray	R	\$4,500	\$4,000	\$3,000	\$2,000	\$1,000	\$10,000
	19 Shimkus, John	R	\$16,650	\$13,500	\$24,000	\$9,000	\$2,000	\$48,500
IN (Indiana)								
Senator								
	Bayh, Evan	D	\$0	\$0	\$0	\$0	\$0	\$0
	Lugar, Richard	R	\$1,000	\$0	\$0	\$3,000	\$1,000	\$4,000
Representative								
	1 Visclosky, Peter	D	\$0	\$0	\$0	\$0	\$0	\$0
	2 Chocola, Chris	R	\$0	\$0	\$0	\$0	\$0	\$0
	3 Souder, Mark	R	\$500	\$500	\$0	\$0	\$0	\$500
	4 Buyer, Steve	R	\$3,500	\$15,500	\$25,000	\$16,000	\$7,500	\$64,000
	5 Burton, Dan	R	\$3,500	\$2,000	\$1,000	\$7,000	\$1,000	\$11,000
	6 Pence, Mike	R	\$0	\$13,000	\$14,500	\$15,000	\$3,500	\$46,000

			1997- 1998	1999- 2000	2001- 2002	2003- 2004	2005- 2006	1999- 2005
Indiana cont.								
	7 Carson, Julia	D	\$0	\$0	\$0	\$0	\$0	\$0
	8 Hostettler, John	R	\$0	\$0	\$0	\$0	\$0	\$0
	9 Sodrel, Mike	R	\$0	\$0	\$0	\$4,000	\$2,000	\$6,000
KS (Kansas)								
Senator								
	Brownback, Sam	R	(\$3,500)	\$0	\$0	\$4,000	\$0	\$4,000
	Roberts, Pat	R	\$0	\$0	\$16,500	\$0	\$1,000	\$17,500
Representative								
	1 Moran, Jerry	R	\$0	\$0	\$0	\$0	\$0	\$0
	2 Ryun, Jim	R	\$0	\$0	\$0	\$0	\$0	\$0
	3 Moore, Dennis	D	\$0	\$0	\$0	\$0	\$0	\$0
	4 Tiahrt, Todd	R	\$7,500	\$7,000	\$13,500	\$6,000	\$2,500	\$29,000
KY (Kentucky)								
Senator								
	Bunning, Jim	R	\$52,000	\$6,866	\$20,375	\$22,500	\$0	\$49,741
	McConnell, Mitch	R	\$500	\$8,500	\$40,500	\$0	\$0	\$49,000
Representative								
	1 Whitfield, Edward	R	\$35,500	\$44,500	\$24,250	\$20,500	\$7,000	\$96,250
	2 Lewis, Ron	R	\$17,500	\$25,500	\$14,000	\$20,000	\$8,000	\$67,500
	3 Northup, Anne	R	\$0	\$0	\$0	\$0	\$0	\$0
	4 Davis, Geoff	R	\$0	\$0	\$0	\$13,750	\$0	\$13,750
	5 Rogers, Harold	R	\$5,000	\$24,500	\$16,000	\$1,000	\$0	\$41,500
	6 Chandler, Ben	D	\$0	\$0	\$0	\$12,500	\$1,000	\$13,500
LA (Louisiana)								
Senator								
	Vitter, David	R	\$0	\$12,000	\$6,000	\$25,500	\$2,500	\$46,000
	Landrieu, Mary	D	\$2,500	\$0	\$0	\$0	\$0	\$0
Representative								
	1 Jindal, Bobby	R	\$0	\$0	\$0	\$4,000	\$4,000	\$8,000
	2 Jefferson, William	D	\$8,000	\$4,000	\$16,500	\$12,000	\$6,000	\$38,500
	3 Melancon, Charlie	D	\$0	\$0	\$0	\$0	\$2,000	\$2,000
	4 McCrery, Jim	R	\$8,500	\$1,000	\$10,000	\$8,000	\$3,000	\$22,000
	5 Alexander, Rodney	D	\$0	\$0	\$1,000	\$7,500	\$1,000	\$9,500
	6 Baker, Richard	R	\$11,000	\$6,500	\$4,500	\$1,500	\$0	\$12,500
	7 Boustany, Charles	R	\$0	\$0	\$0	\$1,500	\$3,000	\$4,500
MA (Massachusetts)								
Senator								
	Kennedy, Edward	D	\$0	\$0	\$0	\$0	\$0	\$0
	Kerry, John	D	\$0	(\$2,500)	\$0	\$0	\$0	(\$2,500)
Representative								
	1 Olver, John	D	\$0	\$0	\$0	\$0	\$0	\$0
	2 Neal, Richard	D	\$0	\$0	\$0	\$1,000	\$1,000	\$2,000
	3 McGovern, James	D	\$0	\$0	\$0	\$0	\$0	\$0
	4 Frank, Barney	D	\$0	\$0	\$0	\$0	\$0	\$0
	5 Meehan, Martin	D	\$0	\$0	\$0	\$0	\$0	\$0
	6 Tierney, John	D	\$0	\$0	\$0	\$0	\$0	\$0
	7 Markey, Edward	D	\$0	\$0	\$0	\$0	\$0	\$0

			1997- 1998	1999- 2000	2001- 2002	2003- 2004	2005- 2006	1999- 2005
Massachusetts cont.								
	8 Capuano, Michael	D	\$0	\$0	\$1,500	\$0	\$0	\$1,500
	9 Lynch, Stephen	D	\$0	\$0	\$0	\$0	\$0	\$0
	10 Delahunt, William	D	\$500	(\$500)	\$0	\$0	\$0	(\$500)
MD (Maryland)								
Senator								
	Mikulski, Barbara	D	\$0	\$0	\$0	\$0	\$0	\$0
	Sarbanes, Paul	D	\$0	\$0	\$0	\$0	\$0	\$0
Representative								
	1 Gilchrest, Wayne	R	\$0	\$0	\$0	\$0	\$0	\$0
	2 Ruppersberger, Dutch	D	\$0	\$0	\$0	\$0	\$0	\$0
	3 Cardin, Benjamin	D	\$0	\$0	\$0	\$0	\$0	\$0
	4 Wynn, Albert	D	\$0	\$0	\$0	\$0	\$0	\$0
	5 Hoyer, Steny	D	\$6,200	\$5,700	\$3,000	\$3,500	\$0	\$12,200
	6 Bartlett, Roscoe	R	\$0	\$500	\$1,000	\$0	\$0	\$1,500
	7 Cummings, Elijah	D	\$500	\$0	\$0	\$4,000	\$2,500	\$6,500
	8 Van Hollen, Chris	D	\$0	\$0	\$0	\$0	\$0	\$0
ME (Maine)								
Senator								
	Collins, Susan	R	\$0	\$0	\$0	\$0	\$0	\$0
	Snowe, Olympia	R	\$0	\$0	\$0	\$0	\$0	\$0
Representative								
	1 Allen, Thomas	D	\$0	\$0	\$0	\$0	\$0	\$0
	2 Michaud, Mike	D	\$0	\$0	\$10,000	\$4,000	\$2,000	\$16,000
MI (Michigan)								
Senator								
	Levin, Carl	D	\$0	\$0	\$0	\$0	\$0	\$0
	Stabenow, Debbie	D	\$0	\$0	\$0	\$0	\$0	\$0
Representative								
	1 Stupak, Bart	D	\$1,500	\$0	\$0	\$0	\$0	\$0
	2 Hoekstra, Peter	R	\$0	\$0	\$0	\$2,000	\$0	\$2,000
	3 Ehlers, Vernon	R	\$0	\$0	\$0	\$1,000	\$0	\$1,000
	4 Camp, Dave	R	\$1,000	\$0	\$1,500	\$6,000	\$4,500	\$12,000
	5 Kildee, Dale	D	\$0	\$0	\$0	\$0	\$0	\$0
	6 Upton, Fred	R	\$1,000	\$0	\$0	\$1,000	\$0	\$1,000
	7 Schwarz, John	R	\$0	\$0	\$0	\$3,500	\$1,000	\$4,500
	8 Rogers, Michael	R	\$0	(\$1,000)	\$0	\$0	\$0	(\$1,000)
	9 Knollenberg, Joseph	R	\$3,500	\$4,500	\$10,000	\$5,000	\$1,000	\$20,500
	10 Miller, Candice	R	\$0	\$0	\$15,500	\$9,000	\$1,500	\$26,000
	11 McCotter, Thad	R	\$0	\$0	\$10,500	\$4,500	\$2,000	\$17,000
	12 Levin, Sander	D	\$0	\$0	\$0	\$0	\$0	\$0
	13 Kilpatrick, Carolyn	D	\$1,500	\$500	\$0	\$1,000	\$0	\$1,500
	14 Conyers, John	D	\$0	\$0	\$0	\$0	\$0	\$0
	15 Dingell, John	D	\$11,000	\$11,000	\$16,000	\$7,500	\$1,000	\$35,500
MN (Minnesota)								
Senator								
	Dayton, Mark	D	\$0	\$0	\$0	\$0	\$0	\$0
	Coleman, Norm	R	\$0	\$0	\$42,000	\$3,500	\$0	\$45,500

			1997- 1998	1999- 2000	2001- 2002	2003- 2004	2005- 2006	1999- 2005
--	--	--	---------------	---------------	---------------	---------------	---------------	---------------

Minnesota cont.
Representative

1 Gutknecht, Gil	R	\$500	\$0	\$0	\$2,000	\$1,000	\$3,000
2 Kline, John P.	R	\$0	\$0	\$10,500	\$6,500	\$0	\$17,000
3 Ramstad, Jim	R	\$0	\$0	\$0	\$3,500	\$0	\$3,500
4 McCollum, Betty	D	\$0	\$0	\$0	\$0	\$0	\$0
5 Sabo, Martin Olav	D	\$500	\$1,000	\$0	\$0	\$0	\$1,000
6 Kennedy, Mark	R	\$0	\$2,000	\$20,500	\$8,000	\$4,000	\$34,500
7 Peterson, Collin	D	\$6,000	\$8,000	\$2,500	\$2,000	\$0	\$12,500
8 Oberstar, James	D	\$0	\$0	\$0	\$0	\$0	\$0

MO (Missouri)
Senator

Bond, Christopher	R	\$3,000	\$0	\$0	\$13,000	\$0	\$13,000
Talent, James	R	\$6,500	\$0	\$2,000	\$0	\$0	\$2,000

Representative

1 Clay Jr., William L.	D	\$0	\$4,000	\$2,000	\$0	\$0	\$6,000
2 Akin, Todd	R	\$0	\$9,500	\$4,000	\$3,000	\$1,000	\$17,500
3 Carnahan, Russ	D	\$0	\$0	\$0	\$0	\$0	\$0
4 Skelton, Ike	D	\$1,000	\$3,000	\$3,500	\$0	\$2,000	\$8,500
5 Cleaver, Emanuel	D	\$0	\$0	\$0	\$0	\$0	\$0
6 Graves, Samuel	R	\$0	\$14,000	\$15,000	\$11,044	\$2,000	\$42,044
7 Blunt, Roy	R	\$8,500	\$15,457	\$14,500	\$15,000	\$5,000	\$49,957
8 Emerson, Jo Ann	R	\$0	\$0	\$0	\$0	\$0	\$0
9 Hulshof, Kenny	R	\$7,500	(\$1,500)	(\$500)	\$0	\$0	(\$2,000)

MS (Mississippi)
Senator

Cochran, Thad	R	\$0	\$0	\$14,500	\$0	\$1,000	\$15,500
Lott, Trent	R	\$0	\$3,500	\$0	\$17,500	\$7,000	\$28,000

Representative

1 Wicker, Roger	R	\$9,500	\$16,000	\$4,500	\$3,000	\$0	\$23,500
2 Thompson, Bennie	D	\$7,000	\$11,000	\$8,000	\$6,000	\$2,000	\$27,000
3 Pickering, Charles	R	\$0	\$0	\$1,000	\$0	\$0	\$1,000
4 Taylor, Gene	D	\$0	\$1,000	\$0	\$0	\$0	\$1,000

MT (Montana)
Senator

Baucus, Max	D	\$2,000	\$0	\$19,500	\$2,000	\$0	\$21,500
Burns, Conrad	R	\$10,000	\$34,500	\$3,000	\$6,000	\$13,500	\$57,000

Representative

1 Rehberg, Dennis	R	\$0	\$25,500	\$9,500	\$4,500	\$2,000	\$41,500
-------------------	---	-----	----------	---------	---------	---------	----------

NC (North Carolina)
Senator

Burr, Richard	R	\$13,000	\$9,250	\$31,000	\$76,872	\$500	\$117,622
Dole, Elizabeth	R	\$0	\$0	\$43,750	\$5,000	\$11,000	\$59,750

Representative

1 Butterfield, GK	D	\$0	\$0	\$0	\$3,000	\$2,000	\$5,000
2 Etheridge, Bob	D	\$34,500	\$42,700	\$35,250	\$12,000	\$2,500	\$92,450
3 Jones, Walter	R	\$27,600	\$43,750	\$21,500	\$13,000	\$3,500	\$81,750
4 Price, David	D	\$15,500	\$11,000	\$9,000	\$5,000	\$1,000	\$26,000

			1997- 1998	1999- 2000	2001- 2002	2003- 2004	2005- 2006	1999- 2005
North Carolina								
cont.								
	5 Foxx, Virginia	R	\$0	\$0	\$0	\$10,500	\$8,250	\$18,750
	6 Coble, Howard	R	\$17,700	\$13,000	\$9,500	\$10,000	\$2,000	\$34,500
	7 McIntyre, Mike	D	\$21,500	\$22,500	\$18,500	\$20,000	\$9,500	\$70,500
	8 Hayes, Robin	R	\$21,000	\$40,250	\$32,324	\$21,000	\$6,000	\$99,574
	9 Myrick, Sue	R	\$8,500	\$13,000	\$7,000	\$9,000	\$4,500	\$33,500
	10 McHenry, Patrick	R	\$0	\$0	\$0	\$12,000	\$7,000	\$19,000
	11 Taylor, Charles	R	\$8,500	\$8,500	\$5,500	\$8,000	\$2,000	\$24,000
	12 Watt, Melvin	D	\$6,000	\$2,000	\$2,000	\$3,000	\$2,000	\$9,000
	13 Miller, R. Brad	D	\$0	\$0	\$7,000	\$6,500	\$1,000	\$14,500
ND (North Dakota)								
Senator								
	Conrad, Kent	D	\$0	\$0	\$0	\$0	\$0	\$0
	Dorgan, Byron	D	\$0	\$0	\$0	\$3,000	\$0	\$3,000
Representative								
	1 Pomeroy, Earl	D	\$2,000	\$1,000	\$3,000	\$2,500	\$0	\$6,500
NE (Nebraska)								
Senator								
	Hagel, Chuck	R	\$15,000	\$1,000	\$10,000	\$0	\$1,500	\$12,500
	Nelson, Benjamin	D	\$0	\$11,000	\$5,000	\$4,000	\$6,500	\$26,500
Representative								
	1 Fortenberry, Jeff	R	\$0	\$0	\$0	\$1,000	\$0	\$1,000
	2 Terry, Lee	R	\$0	\$500	\$500	\$3,500	\$2,000	\$6,500
	3 Osborne, Thomas	R	\$0	\$0	\$0	\$0	\$0	\$0
NH (New Hampshire)								
Senator								
	Gregg, Judd	R	\$3,166	\$0	\$5,000	\$0	\$0	\$5,000
	Sununu, John	R	(\$500)	\$0	\$1,000	\$0	\$0	\$1,000
Representative								
	1 Bradley, Jeb	R	\$0	\$0	\$0	\$0	\$0	\$0
	2 Bass, Charles	R	\$7,000	\$12,000	\$17,000	\$11,500	\$3,000	\$43,500
NJ (New Jersey)								
Senator								
	Corzine, Jon	D	\$0	\$0	\$0	\$0	\$0	\$0
	Lautenberg, Frank	D	\$0	\$0	\$0	\$0	\$0	\$0
Representative								
	1 Andrews, Robert	D	\$1,000	\$0	\$0	\$0	\$0	\$0
	2 LoBiondo, Frank	R	\$0	\$0	\$0	\$0	\$0	\$0
	3 Saxton, Jim	R	\$4,000	\$8,000	\$3,000	\$1,000	\$0	\$12,000
	4 Smith, Christopher	R	\$0	\$0	\$0	\$0	\$0	\$0
	5 Garrett, Scott	R	\$0	\$0	\$7,500	\$2,000	\$0	\$9,500
	6 Pallone, Frank	D	\$0	\$0	\$0	\$0	\$0	\$0
	7 Ferguson, Michael	R	\$0	\$0	\$0	\$0	\$0	\$0
	8 Pascrell, William	D	\$0	\$0	\$0	\$0	\$0	\$0
	9 Rothman, Steven	D	\$0	\$0	\$0	\$0	\$0	\$0
	10 Payne, Donald	D	\$0	\$0	\$0	\$0	\$0	\$0
	11 Frelinghuysen, Rodney	R	\$0	\$0	\$0	\$0	\$0	\$0

			1997- 1998	1999- 2000	2001- 2002	2003- 2004	2005- 2006	1999- 2005
New Jersey cont.								
	12 Holt, Rush	D	\$0	\$0	\$0	\$0	\$0	\$0
	13 Menendez, Robert	D	\$0	\$0	\$0	\$1,000	\$0	\$1,000
NM (New Mexico)								
Senator								
	Bingaman, Jeff	D	\$0	\$0	\$0	\$0	\$0	\$0
	Domenici, Pete	R	\$0	\$2,000	\$9,000	\$0	\$0	\$11,000
Representative								
	1 Wilson, Heather	R	\$0	\$0	\$0	\$0	\$0	\$0
	2 Pearce, Steve	R	\$0	\$0	\$9,000	\$4,000	\$1,000	\$14,000
	3 Udall, Tom	D	\$0	\$0	\$0	\$0	\$0	\$0
NV (Nevada)								
Senator								
	Ensign, John	R	\$35,000	\$31,500	\$0	\$6,000	\$16,500	\$54,000
	Reid, Harry	D	\$5,500	\$0	\$4,500	\$15,000	\$0	\$19,500
Representative								
	1 Berkley, Shelley	D	\$0	\$0	\$0	\$0	\$0	\$0
	2 Gibbons, James	R	\$1,500	\$2,000	\$4,000	\$1,500	\$0	\$7,500
	3 Porter, Jon	R	\$0	\$0	\$15,000	\$13,000	\$0	\$28,000
NY (New York)								
Senator								
	Clinton, Hillary	D	\$0	\$0	\$0	\$0	\$1,000	\$1,000
	Rodham							
	Schumer, Charles	D	\$0	\$0	\$0	\$5,000	\$0	\$5,000
Representative								
	1 Bishop, Timothy	D	\$0	\$0	\$0	\$0	\$0	\$0
	2 Israel, Steve	D	\$0	\$0	\$0	\$0	\$0	\$0
	3 King, Peter	R	\$0	\$0	\$0	\$0	\$0	\$0
	4 McCarthy, Carolyn	D	\$0	\$0	\$0	\$0	\$0	\$0
	5 Ackerman, Gary	D	\$0	\$0	\$0	\$0	\$0	\$0
	6 Meeks, Gregory	D	\$500	\$0	\$0	\$2,500	\$0	\$2,500
	7 Crowley, Joseph	D	\$1,500	\$6,000	\$2,500	\$0	\$0	\$8,500
	8 Nadler, Jerrold	D	\$0	\$0	\$0	\$0	\$0	\$0
	9 Weiner, Anthony David	D	\$0	\$0	\$0	\$0	\$0	\$0
	10 Towns, Edolphus	D	\$15,000	\$9,500	(\$550)	\$1,000	\$5,000	\$14,950
	11 Owens, Major	D	\$0	\$0	\$0	\$0	\$0	\$0
	12 Velázquez, Nydia	D	\$0	\$0	\$0	\$0	\$0	\$0
	13 Fossella, Vito	R	\$13,000	\$7,500	\$4,000	\$3,000	\$3,000	\$17,500
	14 Maloney, Carolyn	D	\$0	\$0	\$0	\$0	\$0	\$0
	15 Rangel, Charles	D	\$9,300	\$15,090	\$8,000	\$9,000	\$5,000	\$37,090
	16 Serrano, Jose	D	\$0	\$0	\$0	\$0	\$0	\$0
	17 Engel, Eliot	D	\$2,500	\$3,000	(\$2,000)	\$0	\$0	\$1,000
	18 Lowey, Nita	D	\$0	\$0	\$0	\$0	\$0	\$0
	19 Kelly, Sue	R	\$5,500	\$0	\$0	\$5,500	\$0	\$5,500
	20 Sweeney, John	R	\$1,000	\$10,500	\$8,500	\$6,000	\$0	\$25,000
	21 McNulty, Michael	D	\$0	\$0	\$0	\$0	\$0	\$0
	22 Hinchey, Maurice	D	\$0	\$0	\$0	\$0	\$0	\$0
	23 McHugh, John	R	\$0	\$0	\$0	\$1,000	\$2,000	\$3,000

			1997- 1998	1999- 2000	2001- 2002	2003- 2004	2005- 2006	1999- 2005
New York cont.								
	24 Boehlert, Sherwood	R	\$4,000	\$2,500	\$2,500	\$3,000	\$1,000	\$9,000
	25 Walsh, James	R	(\$1,000)	\$0	\$0	\$0	\$0	\$0
	26 Reynolds, Thomas	R	\$3,500	\$5,000	\$12,500	\$9,000	\$5,000	\$31,500
	27 Higgins, Brian	D	\$0	\$0	\$0	\$0	\$0	\$0
	28 Slaughter, Louise	D	\$0	\$0	\$0	\$0	\$0	\$0
	29 Kuhl, John	R	\$0	\$0	\$0	\$6,000	\$3,000	\$9,000
OH (Ohio)								
Senator								
	DeWine, Mike	R	\$0	\$0	\$0	\$0	\$1,000	\$1,000
	Voinovich, George	R	\$13,000	\$0	\$2,000	\$5,000	\$0	\$7,000
Representative								
	1 Chabot, Steve	R	\$14,000	\$9,000	\$7,000	\$5,000	\$0	\$21,000
	2 Portman, Rob	R	\$0	\$0	\$0	\$0	\$0	\$0
	3 Turner, Michael	R	\$0	\$0	\$11,500	\$3,000	\$1,000	\$15,500
	4 Oxley, Michael	R	\$6,600	\$2,000	\$8,000	\$3,500	\$0	\$13,500
	5 Gillmor, Paul	R	\$3,500	\$6,125	\$3,000	\$1,500	\$1,000	\$11,625
	6 Strickland, Ted	D	\$0	\$0	\$0	\$0	\$0	\$0
	7 Hobson, David	R	\$2,500	\$3,000	\$0	\$1,000	\$0	\$4,000
	8 Boehner, John	R	\$19,300	\$13,000	\$11,000	\$10,000	\$3,500	\$37,500
	9 Kaptur, Marcy	D	\$0	\$0	\$0	\$0	\$0	\$0
	10 Kucinich, Dennis	D	\$0	\$0	\$0	\$0	\$0	\$0
	11 Tubbs-Jones, Stephanie	D	\$0	\$0	\$3,500	\$6,000	\$1,000	\$10,500
	12 Tiberi, Patrick	R	\$0	\$15,000	\$1,500	\$4,000	\$1,000	\$21,500
	13 Brown, Sherrod	D	\$0	\$0	\$0	\$0	\$0	\$0
	14 LaTourette, Steven,	R	\$3,500	\$4,000	\$3,000	\$7,500	\$1,000	\$15,500
	15 Pryce, Deborah	R	\$2,000	\$0	\$0	\$5,000	\$0	\$5,000
	16 Regula, Ralph	R	\$0	\$0	\$0	\$0	\$0	\$0
	17 Ryan, Tim	D	\$0	\$0	\$0	\$0	\$0	\$0
	18 Ney, Robert	R	\$9,500	\$11,000	\$4,750	\$3,500	\$3,000	\$22,250
OK (Oklahoma)								
Senator								
	Inhofe, James	R	\$0	\$0	\$13,000	\$0	\$0	\$13,000
	Coburn, Tom	R	\$0	\$0	\$0	\$4,000	\$1,000	\$5,000
Representative								
	1 Sullivan, John	R	\$0	\$0	\$8,500	\$12,000	\$1,000	\$21,500
	2 Boren, Dan	D	\$0	\$0	\$0	\$7,000	\$1,000	\$8,000
	3 Lucas, Frank	R	\$3,500	\$8,000	\$5,500	\$5,000	\$1,000	\$19,500
	4 Cole, Tom	R	\$0	\$0	\$9,500	\$2,000	\$3,000	\$14,500
	5 Istook, Ernest	R	\$1,500	\$4,000	\$4,000	\$2,000	\$1,000	\$11,000
OR (Oregon)								
Senator								
	Smith, Gordon	R	\$0	\$0	\$0	\$0	\$0	\$0
	Wyden, Ron	D	\$0	\$0	\$0	\$0	\$0	\$0
Representative								
	1 Wu, David	D	\$0	\$0	\$0	\$0	\$0	\$0
	2 Walden, Greg	R	\$0	\$0	\$0	\$0	\$0	\$0
	3 Blumenauer, Earl	D	\$0	\$0	\$0	\$0	\$0	\$0

			1997- 1998	1999- 2000	2001- 2002	2003- 2004	2005- 2006	1999- 2005
Oregon cont.								
	4 DeFazio, Peter	D	\$0	\$0	\$0	\$0	\$0	\$0
	5 Hooley, Darlene	D	\$0	\$0	\$0	\$0	\$0	\$0
PA (Pennsylvania)								
Senator								
	Santorum, Rick	R	\$5,000	\$27,000	\$1,000	\$4,000	\$10,500	\$42,500
	Specter, Arlen	R	\$5,166	\$0	\$0	\$5,000	\$0	\$5,000
Representative								
	1 Brady, Robert	D	\$0	\$0	\$0	\$0	\$0	\$0
	2 Fattah, Chaka	D	\$0	\$0	\$0	\$0	\$0	\$0
	3 English, Philip	R	\$12,000	\$12,500	\$4,500	\$6,500	\$1,000	\$24,500
	4 Hart, Melissa	R	\$0	\$0	\$1,000	\$1,000	\$2,000	\$4,000
	5 Peterson, John	R	\$500	\$2,000	\$2,000	\$1,500	\$0	\$5,500
	6 Gerlach, Jim	R	\$0	\$0	\$0	\$500	\$1,000	\$1,500
	7 Weldon, Curt	R	\$500	\$0	\$0	\$0	\$0	\$0
	8 Fitzpatrick, Michael	R	\$0	\$0	\$0	\$5,500	\$3,000	\$8,500
	9 Shuster, Bill	R	\$0	\$0	\$6,000	\$8,000	\$1,000	\$15,000
	10 Sherwood, Don	R	\$14,692	\$21,000	\$4,500	\$1,500	\$0	\$27,000
	11 Kanjorski, Paul	D	\$0	\$0	\$0	\$0	\$0	\$0
	12 Murtha, John	D	\$2,500	\$2,000	\$2,000	\$1,000	\$0	\$5,000
	13 Schwartz, Allyson	R	\$0	\$0	\$0	\$0	\$0	\$0
	14 Doyle, Michael	D	\$0	\$500	\$9,000	\$4,500	\$1,000	\$15,000
	15 Dent, Charles	R	\$0	\$0	\$0	\$11,500	\$1,000	\$12,500
	16 Pitts, Joseph	R	\$4,000	\$4,000	\$3,500	\$5,000	\$0	\$12,500
	17 Holden, Tim	D	\$500	\$2,000	\$1,800	\$0	\$0	\$3,800
	18 Murphy, Tim	R	\$0	\$0	\$0	\$0	\$0	\$0
	19 Platts, Todd	R	\$0	\$0	\$0	\$0	\$0	\$0
RI (Rhode Island)								
Senator								
	Chafee, Lincoln	R	\$0	\$0	\$0	\$0	\$0	\$0
	Reed, Jack	D	\$0	\$0	\$0	\$0	\$0	\$0
Representative								
	1 Kennedy, Patrick *	D	\$0	\$2,000	\$0	\$0	\$0	\$2,000
	2 Langevin, James	D	\$0	\$0	\$0	\$0	\$0	\$0
SC (South Carolina)								
Senator								
	DeMint, Jim	R	\$0	\$0	\$0	\$31,500	\$3,000	\$34,500
	Graham, Lindsey	R	\$8,500	\$10,500	\$31,000	\$7,500	\$7,000	\$56,000
Representative								
	1 Brown, Henry	R	\$0	\$9,000	\$10,000	\$3,500	\$1,000	\$23,500
	2 Wilson, Joe	R	\$0	\$0	\$9,000	\$6,000	\$2,000	\$17,000
	3 Barrett, J. Gresham	R	\$0	\$0	\$4,000	\$3,000	\$1,000	\$8,000
	4 Inglis, Bob	R	\$0	\$0	\$0	\$0	\$1,000	\$1,000
	5 Spratt, John	D	\$17,950	\$21,500	\$13,000	\$9,000	\$2,000	\$45,500
	6 Clyburn, James	D	\$7,500	\$9,500	\$7,500	\$11,000	\$2,000	\$30,000
SD (South Dakota)								
Senator								
	Thune, John	R	\$5,500	\$5,000	\$3,000	(\$3,000)	\$0	\$5,000
	Johnson, Tim	D	\$0	\$500	\$0	\$0	\$0	\$500

			1997- 1998	1999- 2000	2001- 2002	2003- 2004	2005- 2006	1999- 2005
--	--	--	---------------	---------------	---------------	---------------	---------------	---------------

South Dakota cont.

Representative								
	1 Herseth, Stephanie	D	\$0	\$0	\$0	\$5,000	\$0	\$5,000

TN (Tennessee)

Senator								
	Frist, Bill	R	\$1,000	(\$5,000)	\$0	\$0	\$0	(\$5,000)
	Alexander, Lamar	R	\$0	\$0	\$37,000	\$8,000	\$1,000	\$46,000

Representative								
	1 Jenkins, William	R	\$15,000	\$7,000	\$8,000	\$14,500	\$0	\$29,500
	2 Duncan, John	R	\$2,500	\$3,750	\$4,000	\$2,500	\$1,000	\$11,250
	3 Wamp, Zach	R	\$0	\$0	\$0	\$0	\$0	\$0
	4 Davis, Lincoln	D	\$0	\$0	\$8,000	\$11,000	\$5,000	\$24,000
	5 Cooper, Jim	D	\$0	\$0	\$6,500	\$0	\$1,000	\$7,500
	6 Gordon, Bart	D	\$19,250	\$21,250	\$19,750	\$10,500	\$4,000	\$55,500
	7 Blackburn, Marsha	R	\$0	\$0	\$1,000	\$9,000	\$5,500	\$15,500
	8 Tanner, John*	D	\$11,500	\$23,000	\$16,500	\$8,500	\$5,500	\$53,500
	9 Ford, Harold E. Jr	D	\$0	\$1,000	\$3,000	\$2,000	\$4,000	\$10,000

TX (Texas)

Senator								
	Cornyn, Jon	R	\$0	\$0	\$1,000	\$2,000	\$1,000	\$4,000
	Hutchison, Kay Bailey	R	\$0	\$0	\$0	\$0	\$0	\$0

Representative								
	1 Gohmert, Louie	R	\$0	\$0	\$0	\$1,000	\$0	\$1,000
	2 Poe, Ted	R	\$0	\$0	\$0	\$8,000	\$1,000	\$9,000
	3 Johnson, Sam	R	\$10,500	\$15,500	\$5,500	\$4,000	\$1,000	\$26,000
	4 Hall, Ralph	D	\$4,500	\$5,500	\$4,000	\$11,500	\$0	\$21,000
	5 Hensarling, Jeb	R	\$0	\$0	\$6,500	\$2,500	\$0	\$9,000
	6 Barton, Joe	R	\$0	\$0	\$0	\$3,000	\$1,000	\$4,000
	7 Culberson, John	R	\$0	\$0	\$1,000	\$1,500	\$1,000	\$3,500
	8 Brady, Kevin	R	\$0	\$0	\$0	\$1,000	\$0	\$1,000
	9 Green, Al	D	\$0	\$0	\$0	\$0	\$0	\$0
	10 McCaul, Michael	D	\$0	\$0	\$0	\$0	\$1,000	\$1,000
	11 Conaway, Michael	R	\$0	\$0	\$0	\$500	\$0	\$500
	12 Granger, Kay	R	\$0	\$0	\$0	\$0	\$0	\$0
	13 Thornberry, William	R	\$2,000	\$3,000	\$1,000	\$2,000	\$0	\$6,000
	14 Paul, Ron	R	\$1,000	\$0	\$0	\$0	\$0	\$0
	15 Hinojosa, Ruben	D	\$500	\$500	\$0	\$0	\$0	\$500
	16 Reyes, Silvestre	D	\$0	\$500	\$0	\$4,000	\$1,000	\$5,500
	17 Edwards, Chet	D	\$7,000	\$2,500	\$2,500	\$0	\$0	\$5,000
	18 Jackson Lee, Sheila	D	\$0	\$0	\$0	\$0	\$0	\$0
	19 Neugenbauer, Randy	R	\$0	\$0	\$0	\$11,000	\$3,000	\$14,000
	20 Gonzalez, Charles	D	\$0	\$0	\$0	\$0	\$0	\$0
	21 Smith, Lamar	R	\$500	\$1,000	\$1,000	\$1,000	\$2,500	\$5,500
	22 DeLay, Tom	R	\$20,000	\$13,000	\$10,000	\$23,000	\$12,000	\$58,000
	23 Bonilla, Henry	R	\$14,500	\$11,000	\$18,000	\$21,000	\$15,500	\$65,500
	24 Marchant, Kenny	R	\$0	\$0	\$0	\$0	\$2,000	\$2,000
	25 Doggett, Lloyd	D	\$0	\$0	\$0	\$0	\$0	\$0
	26 Burgess, Michael	R	\$0	\$0	\$0	\$0	\$0	\$0
	27 Ortiz, Solomon	D	\$1,000	\$5,000	\$2,500	\$3,000	\$2,000	\$12,500

			1997- 1998	1999- 2000	2001- 2002	2003- 2004	2005- 2006	1999- 2005
Texas cont.								
	28 Cuellar, Henry	R	\$0	\$0	\$0	\$7,500	\$2,500	\$10,000
	29 Green, Gene	D	\$1,500	\$0	\$0	\$0	\$0	\$0
	30 Johnson, Eddie	D	\$500	\$0	\$2,000	\$1,000	\$0	\$3,000
	31 Rice, John Carter	R	\$0	\$0	\$7,000	\$9,500	\$1,000	\$17,500
	32 Sessions, Pete	R	9,500	\$15,500	\$5,000	\$9,000	\$1,000	\$30,500
UT (Utah)								
Senator								
	Bennett, Robert	R	\$166	\$0	\$0	\$2,000	\$0	\$2,000
	Hatch, Orrin	R	\$0	\$11,000	\$0	\$1,000	\$13,000	\$25,000
Representative								
	1 Bishop, Rob	R	\$0	\$0	\$7,000	\$5,500	\$1,000	\$13,500
	2 Matheson, James	D	\$0	\$0	\$0	\$0	\$0	\$0
	3 Cannon, Christopher	R	\$0	\$0	\$0	\$0	\$0	\$0
VA (Virginia)								
Senator								
	Allen, George	R	\$0	\$30,000	\$2,500	\$7,500	\$33,000	\$73,000
	Warner, John	R	\$4,516	\$2,000	\$17,500	\$1,000	\$0	\$20,500
Representative								
	1 Davis, Jo Ann	R	\$0	\$1,000	\$0	\$0	\$0	\$1,000
	2 Drake, Thelma	R	\$0	\$0	\$0	\$5,000	\$3,128	\$8,128
	3 Scott, Robert	D	\$5,000	\$8,000	\$6,500	\$1,500	\$0	\$16,000
	4 Forbes, J. Randy	R	\$0	\$0	\$26,500	\$10,000	\$1,500	\$38,000
	5 Goode, Virgil	R	\$18,750	\$22,250	\$14,000	\$9,250	\$1,000	\$46,500
	6 Goodlatte, Bob	R	\$6,000	\$3,000	\$7,590	\$13,000	\$2,000	\$25,590
	7 Cantor, Eric	R	\$0	\$19,250	\$21,590	\$24,750	\$12,500	\$78,090
	8 Moran, James	D	\$0	\$0	\$0	\$0	\$0	\$0
	9 Boucher, Rick	D	\$13,000	\$14,200	\$14,500	\$6,000	\$2,000	\$36,700
	10 Wolf, Frank	R	\$0	\$0	\$0	\$0	\$0	\$0
	11 Davis, Thomas	R	\$1,500	\$4,200	\$10,000	\$8,500	\$1,500	\$24,200
VT (Vermont)								
Senator								
	Jeffords, James	I	\$0	\$0	\$0	\$0	\$0	\$0
	Leahy, Patrick	D	\$0	\$0	\$0	\$0	\$0	\$0
Representative								
	1 Sanders, Bernard	I	\$0	\$0	\$0	\$0	\$0	\$0
WA (Washington)								
Senator								
	Cantwell, Maria	D	\$0	\$0	\$0	\$0	\$0	\$0
	Murray, Patty	D	\$0	\$0	\$0	\$0	\$0	\$0
Representative								
	1 Inslee, Jay	D	\$0	\$0	\$0	\$0	\$0	\$0
	2 Larsen, Richard	D	\$0	\$0	\$0	\$0	\$0	\$0
	3 Baird, Brian	D	\$0	\$0	\$0	\$0	\$0	\$0
	4 Hastings, Doc	R	\$8,500	\$11,500	\$8,000	\$6,000	\$2,000	\$27,500
	5 McMorris, Cathy	R	\$0	\$0	\$0	\$5,500	\$3,000	\$8,500
	6 Dicks, Norman	D	\$0	\$0	\$0	\$0	\$0	\$0
	7 McDermott, Jim	D	\$0	\$0	\$0	\$0	\$0	\$0
	8 Reichert, David	R	\$0	\$0	\$0	\$0	\$0	\$0

			1997- 1998	1999- 2000	2001- 2002	2003- 2004	2005- 2006	1999- 2005
Washington cont.	9 Smith, Adam	D	\$0	\$0	\$0	\$0	\$0	\$0
WI (Wisconsin)								
Senator	Feingold, Russell	D	(\$1,000)	\$0	\$0	\$0	\$0	\$0
	Kohl, Herbert	D	\$0	\$0	\$0	\$0	\$0	\$0
Representative								
	1 Ryan, Paul	R	\$11,192	\$2,500	\$750	\$1,000	\$1,000	\$5,250
	2 Baldwin, Tammy	D	\$0	\$0	\$0	\$0	\$0	\$0
	3 Kind, Ron	D	\$0	\$0	\$0	\$0	\$0	\$0
	4 Moore, Gwen	D	\$0	\$0	\$0	\$0	\$0	\$0
	5 Sensenbrenner, F. James	R	\$1,500	\$2,750	\$5,000	\$2,000	\$2,000	\$11,750
	6 Petri, Thomas	R	\$0	\$0	\$0	\$1,000	\$1,000	\$2,000
	7 Obey, David	D	\$1,500	\$0	\$1,000	\$2,000	\$0	\$3,000
	8 Green, Mark	R	\$12,000	\$8,500	\$9,000	\$6,500	\$0	\$24,000
WV (West Virginia)								
Senator	Byrd, Robert	D	\$0	\$3,000	\$0	\$0	\$500	\$3,500
	Rockefeller, John	D	\$0	\$0	\$0	\$0	\$0	\$0
Representative								
	1 Mollohan, Alan	D	\$3,500	\$7,000	\$2,000	\$0	\$0	\$9,000
	2 Capito, Shelley Moore	R	\$0	\$0	\$0	\$0	\$0	\$0
	3 Rahall, Nick	D	\$4,500	\$7,500	\$4,000	\$1,500	\$0	\$13,000
WY (Wyoming)								
Senator	Enzi, Michael	R	\$0	\$0	\$2,000	\$0	\$0	\$2,000
	Thomas, Craig	R	\$0	\$12,000	\$0	\$0	\$3,000	\$15,000
Representative								
	1 Cubin, Barbara	R	\$9,500	\$11,000	\$6,500	\$11,500	\$1,000	\$30,000
Delegates								
Puerto Rico	Fortuno, Luis	R	\$0	\$0	\$0	\$0	\$0	\$0
American Samoa	Faleomavaega, Eni	D	\$0	\$0	\$0	\$0	\$0	\$0
District of Columbia	Norton, Eleanor Holmes	D	\$0	\$0	\$0	\$0	\$0	\$0
Guam	Bordallo, Madeleine	D	\$0	\$0	\$0	\$0	\$0	\$0
Virgin Islands	Christian-Christensen, Donna	D	\$0	\$0	\$0	\$0	\$0	\$0

APPENDIX B

Tobacco PAC Donations to Challengers and Former Members

Name	State and Seat	Party	Tobacco PAC Contributions 2005-2006
Challenger			
Bryant, Edward	TN-Senate	R	\$2,500
Dewine, R. Pat	OH-2	R	\$2,000
Gard, John	WI-8	R	\$2,000
Krinkie, Philip	MN-6	R	\$1,000
McEwen, Bob	OH-2	R	\$2,000
Schmidt, Jeannette	OH-2	R	\$2,500
Sires, Albio	NJ-13	D	\$2,000
Former Members			
Collins, Michael A.	GA-8	R	\$1,000
Crane, Philip	IL-8	R	-\$1,000
TOTAL			\$14,000
Challengers			
Ameri, Goli Yazdi	OR-1	R	\$2,000
Ashburn, Roy	CA-20	R	\$1,000
Boyd, Graham	NC-13	R	\$1,750
Clay, Calder III	GA-3	R	\$7,500
Coors, Peter	CO- Senate	R	\$8,000
Diedrich, Larry William	SD-At Large	R	\$2,500
Feldkamp, James Lee	OR-4	R	\$500
Isett, Charles Hawkins	TX-19	R	\$1,500
Johnson, Virginia Hurt	NC-13	R	\$2,000
Kerr, Alice	KY-6	R	\$16,000
Kerrey, Robert	NE-Senate	D	\$1,000
Klein, Becky Armendariz	TX-25	R	\$6,000
Lamutt, Robert	GA-6	R	\$2,000
McCollum, Bill	FL-Senate	R	\$1,000
Mount, Willie Landry	LA-7	D	\$2,500
Naples, Nancy	NY-27	R	\$7,000
Ryan, Jack	IL- Senate	R	\$2,000
Smith, Brad	MI-7	R	\$500
Stoll, Stephen	MO-3	D	\$4,000
Tabor, Nathan	NC-5	R	\$1,000
Taylor, Michael	MT-Senate	R	-\$1,000
Terrell, Suzanne	LA-Senate	R	-\$2,000
Thompson, Stanley	IA-3	R	\$2,000
Webster, Dan	FL-Senate	R	\$2,000
Welch, Robert	WI-Senate	R	\$1,000
Winters, Jackie	OR-5	R	\$1,000
Wohlgemuth, Arlene	TX-17	R	\$1,000
Name	State and Seat	Party	Tobacco PAC Contributions 2003-2004
Former Members			
Ballance, Frank	NC-1	D	\$2,000

Ballenger, Thomas Cass	NC-10	R	\$5,500
Breaux, John	LA-Senate	D	\$11,000
Burns, O Maxie	GA-12	R	\$11,500
Campbell, Ben Nighthorse	CO-Senate	R	\$8,000
Carson, Brad	OK-2	D	\$1,000
Collins, Michael A.	GA-8	R	\$7,000
Crane, Philip	IL-8	R	\$21,500
Dooley, Calvin	CA-20	D	\$1,000
Fitzgerald, Peter	IL-Senate	R	-\$4,000
Fletcher, Dewey Lee	LA-5	R	-\$1,000
Fletcher, Ernest Lee	KY-6	R	\$4,250
Frost, Martin	TX-24	D	\$2,000
Hill, Baron	IN-9	D	\$8,500
Houghton, Amory	NY-29	R	\$1,000
John, Chris	LA-7	D	\$41,000
Kleczka, Jerry	WI-4	D	\$2,000
Lucas, Kenneth	KY-4	D	\$2,500
Majette, Denise	GA-4	D	\$2,500
McInnis, Scott	CO-3	R	\$1,000
Nethercutt, George	WA-5	R	\$13,000
Nickles, Don	OK-Senate	R	\$4,000
Ose, Doug	CA-3	R	\$2,000
Rodriguez, Ciro	TX-28	D	\$3,500
Sandlin, Max	TX-1	D	\$2,000
Schrock, Edward	VA-2	R	\$2,668
Stenholm, Charles	TX-17	D	\$9,750
Tauzin, W.J. Billy	LA-3	R	\$28,500
TOTAL			\$267,418

APPENDIX C

Tobacco PAC Contributions to Conferees Voting on The Kennedy and Harkin Amendments to Include FDA in Conference Committee Report

Kennedy Amendment: Yes							
Name	Party	State	1997-1998	1999-2000	2001-2002	2003-2004	1999-2004
Baucus, Max	D	MT	\$2,000	\$0	\$19,500	\$2,000	\$21,500
Bingaman, Jeff	D	NM	\$0	\$0	\$0	\$0	\$0
Breaux, John	D	LA	\$17,000	\$0	\$0	\$11,000	\$11,000
Conrad, Kent	D	ND	\$0	\$0	\$0	\$0	\$0
Daschle, Thomas	D	SD	\$0	\$0	\$0	\$0	\$0
Graham, Bob	D	FL	\$0	\$0	\$0	\$0	\$0
Harkin, Tom	D	IA	\$0	\$0	\$0	\$0	\$0
Jeffords, James	I	VT	\$0	\$0	\$0	\$0	\$0
Kennedy, Edward	D	MA	\$0	\$0	\$0	\$0	\$0
Lincoln, Blanche	D	AR	\$0	\$1,000	\$0	\$0	\$1,000
Rockefeller, John	D	WV	\$0	\$0	\$0	\$0	\$0
Grassley, Charles	R	IA	\$9,166	\$2,000	\$3,000	\$17,500	\$22,500
Hatch, Orrin	R	UT	\$0	\$11,000	\$0	\$1,000	\$12,000
Smith, Gordon	R	OR	\$0	\$0	\$0	\$0	\$0
Snowe, Olympia	R	ME	\$0	\$0	\$0	\$0	\$0
Levin, Sander	D	MI	\$0	\$0	\$0	\$0	\$0
Rangel, Charles	D	NY	\$9,300	\$15,090	\$8,000	\$8,000	\$31,090
Waxman, Henry	D	CA	\$0	\$0	\$0	\$0	\$0
						TOTAL	\$99,090
						AVG Contribution	\$5,505
Kennedy Amendment: Nay							
Bunning, Jim	R	KY	\$52,000	\$6,866	\$20,375	\$20,000	\$47,241
Gregg, Judd	R	NH	\$3,166	\$0	\$5,000	\$0	\$5,000
Kyl, Jon	R	AZ	\$0	\$2,000	\$1,000	\$0	\$3,000
Lott, Trent	R	MS	\$0	\$3,500	\$0	\$7,500	\$11,000
McConnell, Mitch	R	KY	\$500	\$8,500	\$40,500	\$0	\$49,000
Nickles, Don	R	OK	\$14,166	\$0	\$0	\$5,000	\$5,000
Santorum, Rick	R	PA	\$5,000	\$27,000	\$1,000	\$4,000	\$32,000
Thomas, Craig	R	WY	\$0	\$12,000	\$0	\$0	\$12,000
Barton, Joe	R	TX	\$0	\$0	\$0	\$3,000	\$3,000
Boehner, John	R	OH	\$19,300	\$13,000	\$11,000	\$8,000	\$32,000
Burr, Richard	R	NC	\$13,000	\$9,250	\$31,000	\$55,500	\$95,750
Crane, Philip	R	IL	\$8,000	\$14,500	\$12,000	\$13,000	\$39,500
DeLay, Tom	R	TX	\$20,000	\$13,000	\$10,000	\$10,000	\$33,000
Goodlatte, Bob	R	VA	\$6,000	\$3,000	\$7,590	\$12,000	\$22,590
McCrery, Jim	R	LA	\$8,500	\$1,000	\$10,000	\$3,000	\$14,000
Thomas, William	R	CA	\$8,500	\$10,000	\$11,000	\$11,000	\$32,000
						TOTAL	\$436,081
						AVG Contribution	\$27,255
Kennedy Amendment: Not Voting							
Stenholm, Charles	D	TX	\$14,000	\$7,000	\$9,000	\$3,500	\$19,500

Harkin Amendment: Yes							
Name	Party	State	1997-1998	1999-2000	2001-2002	2003-2004	1999-2004
Baucus, Max	D	MT	\$2,000	\$0	\$19,500	\$2,000	\$21,500
Bingaman, Jeff	D	NM	\$0	\$0	\$0	\$0	\$0
Breaux, John	D	LA	\$17,000	\$0	\$0	\$11,000	\$11,000
Conrad, Kent	D	ND	\$0	\$0	\$0	\$0	\$0
Daschle, Thomas	D	SD	\$0	\$0	\$0	\$0	\$0
Graham, Bob	D	FL	\$0	\$0	\$0	\$0	\$0
Harkin, Tom	D	IA	\$0	\$0	\$0	\$0	\$0
Jeffords, James	I	VT	\$0	\$0	\$0	\$0	\$0
Kennedy, Edward	D	MA	\$0	\$0	\$0	\$0	\$0
Lincoln, Blanche	D	AR	\$0	\$1,000	\$0	\$0	\$1,000
Rockefeller, John	D	WV	\$0	\$0	\$0	\$0	\$0
Hatch, Orrin	R	UT	\$0	\$11,000	\$0	\$1,000	\$12,000
Smith, Gordon	R	OR	\$0	\$0	\$0	\$0	\$0
Levin, Sander	D	MI	\$0	\$0	\$0	\$0	\$0
Rangel, Charles	D	NY	\$9,300	\$15,090	\$8,000	\$8,000	\$31,090
Stenholm, Charles	D	TX	\$14,000	\$7,000	\$9,000	\$3,500	\$19,500
Waxman, Henry	D	CA	\$0	\$0	\$0	\$0	\$0
						TOTAL	\$96,090
						AVG Contribution	\$5,652
Harkin Amendment: Nay							
Bunning, Jim	R	KY	\$52,000	\$6,866	\$20,375	\$20,000	\$47,241
Grassley, Charles	R	IA	\$9,166	\$2,000	\$3,000	\$17,500	\$22,500
Gregg, Judd	R	NH	\$3,166	\$0	\$5,000	\$0	\$5,000
Kyl, Jon	R	AZ	\$0	\$2,000	\$1,000	\$0	\$3,000
Lott, Trent	R	MS	\$0	\$3,500	\$0	\$7,500	\$11,000
McConnell, Mitch	R	KY	\$500	\$8,500	\$40,500	\$0	\$49,000
Nickles, Don	R	OK	\$14,166	\$0	\$0	\$5,000	\$5,000
Santorum, Rick	R	PA	\$5,000	\$27,000	\$1,000	\$4,000	\$32,000
Thomas, Craig	R	WY	\$0	\$12,000	\$0	\$0	\$12,000
Barton, Joe	R	TX	\$0	\$0	\$0	\$3,000	\$3,000
Boehner, John	R	OH	\$19,300	\$13,000	\$11,000	\$8,000	\$32,000
Burr, Richard	R	NC	\$13,000	\$9,250	\$31,000	\$55,500	\$95,750
Crane, Philip	R	IL	\$8,000	\$14,500	\$12,000	\$13,000	\$39,500
DeLay, Tom	R	TX	\$20,000	\$13,000	\$10,000	\$10,000	\$33,000
Goodlatte, Bob	R	VA	\$6,000	\$3,000	\$7,590	\$12,000	\$22,590
McCrery, Jim	R	LA	\$8,500	\$1,000	\$10,000	\$3,000	\$14,000
Thomas, William	R	CA	\$8,500	\$10,000	\$11,000	\$11,000	\$32,000
						TOTAL	\$458,581
						AVG Contribution	\$26,975
Harkin Amendment: Not Voting							
Snowe, Olympia	R	ME	\$0	\$0	\$0	\$0	\$0

**Contributions by Tobacco PAC to Conferees Voting NO on Kennedy and/or Harkin
Amendments to Include FDA in Conference Committee Report**

Name	Party	State	1997-1998	1999-2000	2001-2002	2003-2004	1999-2004
Barton, Joe	R	TX	\$0	\$0	\$0	\$3,000	\$3,000
		ASWORTH CORPORATION	\$0	\$0	\$0	\$3,000	\$3,000
Boehner, John	R	OH	\$19,300	\$13,000	\$11,000	\$8,000	\$32,000
		ALTRIA POLITICAL ACTION COMMITTEE	\$4,800	\$0	\$0	\$0	\$0
		ASWORTH CORPORATION	\$0	\$1,000	\$0	\$0	\$1,000
		BROWN & WILLIAMSON TOBACCO	\$2,000	\$2,000	\$1,000	\$1,000	\$4,000
		LOEWS CORPORATION/LORILLARD	\$0	\$1,000	\$0	\$0	\$1,000
		RJR POLITICAL ACTION COMMITTEE	\$7,000	\$6,000	\$7,000	\$7,000	\$20,000
		SWEDISH MATCH TOBACCO COMPANY	\$1,000	\$1,000	\$0	\$0	\$1,000
		SWISHER INTERNATIONAL INC PAC	\$0	\$1,000	\$2,000	\$0	\$3,000
		TOBACCO INSTITUTE	\$1,000	\$0	\$0	\$0	\$0
		U.S. TOBACCO EXECUTIVES	\$3,500	\$1,000	\$1,000	\$0	\$2,000
Bunning, Jim	R	KY	\$52,000	\$6,866	\$20,375	\$20,000	\$47,241
		ALTRIA POLITICAL ACTION COMMITTEE	\$10,000	\$0	\$0	\$0	\$0
		ASWORTH CORPORATION	\$1,000	\$2,000	\$1,000	\$0	\$3,000
		BROWN & WILLIAMSON TOBACCO	\$10,000	\$1,000	\$8,000	\$3,500	\$12,500
		CIGAR-PAC	\$500	\$0	\$0	\$1,000	\$1,000
		DIMON INCORPORATED PAC	\$1,000	\$0	\$0	\$0	\$0
		LOEWS CORPORATION/LORILLARD	\$1,500	\$1,000	\$0	\$1,000	\$2,000
		RJR POLITICAL ACTION COMMITTEE	\$9,000	\$0	\$8,000	\$2,000	\$10,000
		SMOKELESS TOBACCO COUNCIL INC	\$0	\$866	\$375	\$0	\$1,241
		SWEDISH MATCH TOBACCO COMPANY	\$4,000	\$2,000	\$1,000	\$7,000	\$10,000
		SWISHER INTERNATIONAL INC PAC	\$2,000	\$0	\$0	\$0	\$0
		TOBACCO INSTITUTE	\$3,000	\$0	\$0	\$0	\$0
		U.S. TOBACCO EXECUTIVES	\$10,000	\$0	\$2,000	\$5,500	\$7,500
Burr, Richard	R	NC	\$13,000	\$9,250	\$31,000	\$55,500	\$95,750
		ALTRIA POLITICAL ACTION COMMITTEE	\$3,000	\$0	\$0	\$0	\$0
		ASWORTH CORPORATION	\$1,000	\$1,000	\$3,000	\$5,000	\$9,000
		BROWN & WILLIAMSON TOBACCO	\$2,000	\$0	\$3,000	\$10,000	\$13,000
		CIGAR-PAC	\$0	\$0	\$500	\$500	\$1,000
		DIMON INCORPORATED PAC	\$1,000	\$1,000	\$1,500	\$6,000	\$8,500
		LOEWS CORPORATION/LORILLARD	\$1,000	\$500	\$3,500	\$10,000	\$14,000
		RJR POLITICAL ACTION COMMITTEE	\$2,500	\$2,000	\$10,000	\$10,000	\$22,000
		STANDARD COMMERCIAL TOBACCO	\$0	\$1,000	\$0	\$1,000	\$2,000
		SWEDISH MATCH TOBACCO COMPANY	\$1,000	\$3,750	\$1,000	\$1,000	\$5,750
		SWISHER INTERNATIONAL INC PAC	\$500	\$0	\$3,000	\$4,000	\$7,000
		U.S. TOBACCO EXECUTIVES	\$1,000	\$0	\$3,500	\$6,000	\$9,500
		UNIVERSAL LEAF TOBACCO COMPANY	\$0	\$0	\$2,000	\$2,000	\$4,000
Crane, Philip	R	IL	\$8,000	\$14,500	\$12,000	\$13,000	\$39,500
		ALTRIA POLITICAL ACTION COMMITTEE	\$4,000	\$7,000	\$10,000	\$7,000	\$24,000
		BROWN & WILLIAMSON TOBACCO	\$500	\$3,500	\$1,000	\$1,000	\$5,500
		LOEWS CORPORATION/LORILLARD	\$500	\$0	\$0	\$0	\$0
		RJR POLITICAL ACTION COMMITTEE	\$1,000	\$2,000	\$1,000	\$5,000	\$8,000
		TOBACCO INSTITUTE	\$1,000	\$0	\$0	\$0	\$0
		U.S. TOBACCO EXECUTIVES	\$1,000	\$2,000	\$0	\$0	\$2,000
DeLay, Tom	R	TX	\$20,000	\$13,000	\$10,000	\$10,000	\$33,000
		ALTRIA POLITICAL ACTION COMMITTEE	\$8,000	\$3,000	\$3,000	\$3,000	\$9,000

Name	Party	State	1997-1998	1999-2000	2001-2002	2003-2004	1999-2004	
			ASWORTH CORPORATION	\$0	\$0	\$0	\$1,000	\$1,000
			BROWN & WILLIAMSON TOBACCO	\$1,000	\$2,000	\$1,000	\$1,000	\$4,000
			CIGAR-PAC	\$0	\$0	\$0	\$1,000	\$1,000
			LOEWS CORPORATION/LORILLARD	\$0	\$1,000	\$0	\$0	\$1,000
			RJR POLITICAL ACTION COMMITTEE	\$6,000	\$5,000	\$5,000	\$4,000	\$14,000
			TOBACCO INSTITUTE	\$2,000	\$0	\$0	\$0	\$0
			U.S. TOBACCO EXECUTIVES	\$3,000	\$2,000	\$1,000	\$0	\$3,000
Goodlatte, Bob	R	VA	\$6,000	\$3,000	\$7,590	\$12,000	\$22,590	
			ALTRIA POLITICAL ACTION COMMITTEE	\$2,000	\$1,000	\$3,000	\$6,500	\$10,500
			BROWN & WILLIAMSON TOBACCO	\$1,500	\$0	\$0	\$1,000	\$1,000
			LOEWS CORPORATION/LORILLARD	\$500	\$500	\$0	\$0	\$500
			RJR POLITICAL ACTION COMMITTEE	\$2,000	\$1,500	\$2,000	\$4,500	\$8,000
			SWEDISH MATCH TOBACCO COMPANY	\$0	\$0	\$2,590	\$0	\$2,590
Grassley, Charles	R	IA	\$9,166	\$2,000	\$3,000	\$17,500	\$22,500	
			ALTRIA POLITICAL ACTION COMMITTEE	\$3,000	\$1,000	\$3,000	\$6,000	\$10,000
			BROWN & WILLIAMSON TOBACCO	\$2,166	\$0	\$0	\$3,500	\$3,500
			RJR POLITICAL ACTION COMMITTEE	\$2,000	\$0	\$0	\$5,000	\$5,000
			TOBACCO INSTITUTE	\$1,000	\$0	\$0	\$0	\$0
			U.S. TOBACCO EXECUTIVES	\$1,000	\$1,000	\$0	\$3,000	\$4,000
Gregg, Judd	R	NH	\$3,166	\$0	\$5,000	\$0	\$5,000	
			ALTRIA POLITICAL ACTION COMMITTEE	\$1,000	\$0	\$5,000	\$0	\$5,000
			BROWN & WILLIAMSON TOBACCO	\$1,166	\$0	\$0	\$0	\$0
			U.S. TOBACCO EXECUTIVES	\$1,000	\$0	\$0	\$0	\$0
Kyl, Jon	R	AZ	\$0	\$2,000	\$1,000	\$0	\$3,000	
			ALTRIA POLITICAL ACTION COMMITTEE	\$0	\$1,000	\$1,000	\$0	\$2,000
			BROWN & WILLIAMSON TOBACCO	\$0	\$1,000	\$0	\$0	\$1,000
Lott, Trent	R	MS	\$0	\$3,500	\$0	\$7,500	\$11,000	
			BROWN & WILLIAMSON TOBACCO	\$0	\$2,500	\$0	\$0	\$2,500
			RJR POLITICAL ACTION COMMITTEE	\$0	\$0	\$0	\$5,000	\$5,000
			SWISHER INTERNATIONAL INC PAC	\$0	\$1,000	\$0	\$0	\$1,000
			U.S. TOBACCO EXECUTIVES	\$0	\$0	\$0	\$2,500	\$2,500
McConnell, Mitch	R	KY	\$500	\$8,500	\$40,500	\$0	\$49,000	
			ALTRIA POLITICAL ACTION COMMITTEE	\$0	\$2,500	\$7,500	\$0	\$10,000
			ASWORTH CORPORATION	\$0	\$0	\$1,000	\$0	\$1,000
			BROWN & WILLIAMSON TOBACCO	\$500	\$4,000	\$5,500	\$0	\$9,500
			CIGAR-PAC	\$0	\$0	\$500	\$0	\$500
			LOEWS CORPORATION/LORILLARD	\$0	\$0	\$4,000	\$0	\$4,000
			RJR POLITICAL ACTION COMMITTEE	\$0	\$0	\$10,000	\$0	\$10,000
			SWEDISH MATCH TOBACCO COMPANY	\$0	\$0	\$3,000	\$0	\$3,000
			SWISHER INTERNATIONAL INC PAC	\$0	\$0	\$1,000	\$0	\$1,000
			U.S. TOBACCO EXECUTIVES	\$0	\$2,000	\$8,000	\$0	\$10,000
McCrery, Jim	R	LA	\$8,500	\$1,000	\$10,000	\$3,000	\$14,000	
			ALTRIA POLITICAL ACTION COMMITTEE	\$2,000	\$0	\$5,000	\$0	\$5,000
			BROWN & WILLIAMSON TOBACCO	\$1,000	\$0	\$0	\$0	\$0
			RJR POLITICAL ACTION COMMITTEE	\$2,000	\$1,000	\$5,000	\$3,000	\$9,000
			TOBACCO INSTITUTE	\$500	\$0	\$0	\$0	\$0
			U.S. TOBACCO EXECUTIVES	\$3,000	\$0	\$0	\$0	\$0

Name	Party	State	1997-1998	1999-2000	2001-2002	2003-2004	1999-2004
Nickles, Don	R	OK	\$14,166	\$0	\$0	\$5,000	\$5,000
		ALTRIA POLITICAL ACTION COMMITTEE	\$4,000	\$0	\$0	\$2,000	\$2,000
		BROWN & WILLIAMSON TOBACCO	\$1,166	\$0	\$0	\$0	\$0
		LOEWS CORPORATION/LORILLARD	\$1,000	\$0	\$0	\$0	\$0
		RJR POLITICAL ACTION COMMITTEE	\$1,000	\$0	\$0	\$3,000	\$3,000
		SWISHER INTERNATIONAL INC PAC	\$2,000	\$0	\$0	\$0	\$0
		TOBACCO INSTITUTE	\$1,000	\$0	\$0	\$0	\$0
		U.S. TOBACCO EXECUTIVES	\$4,000	\$0	\$0	\$0	\$0
Santorum, Rick	R	PA	\$5,000	\$27,000	\$1,000	\$4,000	\$32,000
		ALTRIA POLITICAL ACTION COMMITTEE	\$0	\$10,000	\$0	\$4,000	\$14,000
		ASWORTH CORPORATION	\$0	\$1,000	\$1,000	\$0	\$2,000
		BROWN & WILLIAMSON TOBACCO	\$1,000	\$7,500	\$0	\$0	\$7,500
		RJR POLITICAL ACTION COMMITTEE	\$2,000	\$0	\$0	\$0	\$0
		U.S. TOBACCO EXECUTIVES	\$2,000	\$8,000	\$0	\$0	\$8,000
		UNIVERSAL LEAF TOBACCO COMPANY	\$0	\$500	\$0	\$0	\$500
Thomas, Craig	R	WY	\$0	\$12,000	\$0	\$0	\$12,000
		ALTRIA POLITICAL ACTION COMMITTEE	\$0	\$4,000	\$0	\$0	\$4,000
		BROWN & WILLIAMSON TOBACCO	\$0	\$1,000	\$0	\$0	\$1,000
		RJR POLITICAL ACTION COMMITTEE	\$0	\$5,000	\$0	\$0	\$5,000
		U.S. TOBACCO EXECUTIVES	\$0	\$2,000	\$0	\$0	\$2,000
Thomas, William	R	CA	\$8,500	\$10,000	\$11,000	\$11,000	\$32,000
		ALTRIA POLITICAL ACTION COMMITTEE	\$3,000	\$7,000	\$6,000	\$1,000	\$14,000
		BROWN & WILLIAMSON TOBACCO	\$1,000	\$0	\$1,000	\$2,000	\$3,000
		CIGAR-PAC	\$2,000	\$1,000	\$1,000	\$2,500	\$4,500
		LOEWS CORPORATION/LORILLARD	\$500	\$0	\$0	\$2,500	\$2,500
		RJR POLITICAL ACTION COMMITTEE	\$1,000	\$2,000	\$2,000	\$2,000	\$6,000
		U.S. TOBACCO EXECUTIVE	\$1,000	\$0	\$1,000	\$1,000	\$2,000

**Tobacco PAC Contributions to Representatives Voting on H.R. 4520
(American Jobs Creation Act)**

During the 108th Congress – June 17, 2004

HOUSE FSC/BUYOUT VOTE: YES				
Name	Party	State	District	Contributions 1999-2004
Abercrombie, Neil	D	HI	1	\$2,000
Aderholt, Robert	R	AL	4	\$20,750
Akin, Todd	R	MO	2	\$14,500
Alexander, Rodney	D	LA	5	\$7,500
Bachus, Spencer	R	AL	6	\$4,000
Baker, Richard	R	LA	6	\$11,000
Ballenger, Cass	R	NC	10	\$26,000
Barrett, J. Gresham	R	SC	3	\$6,000
Barton, Joe	R	TX	6	\$1,000
Beauprez, Bob	R	CO	7	\$17,000
Bereuter, Doug	R	NE	1	\$2,050
Biggert, Judy	R	IL	13	\$5,500
Bilirakis, Michael	R	FL	9	\$0
Bishop, Rob	R	UT	1	\$9,000
Bishop, Sanford	D	GA	2	\$46,000
Blackburn, Marsha	R	TN	7	\$8,000
Blunt, Roy	R	MO	7	\$44,957
Boehlert, Sherwood	R	NY	24	\$7,500
Boehner, John	R	OH	8	\$30,000
Bonilla, Henry	R	TX	23	\$44,000
Bonner, Jo	R	AL	1	\$7,500
Bono, Mary	R	CA	45	\$0
Boozman, John	R	AR	3	\$1,000
Boswell, Leonard	D	IA	3	\$0
Boucher, Rick	D	VA	9	\$32,700
Boyd, F. Allen	D	FL	2	\$47,000
Brady, Kevin	R	TX	8	\$0
Brown, Henry	R	SC	1	\$22,500
Brown-Waite, Ginny	R	FL	5	\$0
Burgess, Michael	R	TX	26	\$0
Burns, Max	R	GA	12	\$7,500
Burr, Richard	R	NC	5	\$85,250
Burton, Dan	R	IN	5	\$5,000
Buyer, Steve	R	IN	4	\$54,500

HOUSE FSC/BUYOUT VOTE: YES (CONT.)				
Name	Party	State	District	Contributions 1999-2004
Calvert, Ken	R	CA	44	\$9,500
Camp, Dave	R	MI	4	\$4,500
Cannon, Christopher	R	UT	3	\$0
Cantor, Eric	R	VA	7	\$63,090
Carson, Brad	D	OK	2	\$1,000
Chabot, Steve	R	OH	1	\$19,000
Chandler, Ben	D	KY	6	\$7,000
Chocola, Chris	R	IN	2	\$0
Clyburn, James	D	SC	6	\$28,000
Coble, Howard	R	NC	6	\$31,500
Cole, Tom	R	OK	4	\$10,500
Collins, Michael	R	GA	8	\$28,500
Cooper, Jim	D	TN	5	\$6,500
Cox, Christopher	R	CA	48	\$5,000
Cramer, Robert	D	AL	5	\$18,500
Crane, Philip	R	IL	8	\$34,500
Crenshaw, Ander	R	FL	4	\$4,500
Cubin, Barbara	R	WY	1	\$25,500
Culberson, John	R	TX	7	\$1,500
Cunningham, Randy	R	CA	50	\$5,000
Davis, Artur	D	AL	7	\$10,000
Davis, Danny	D	IL	7	\$1,000
Davis, Jim	D	FL	11	\$10,500
Davis, Lincoln	D	TN	4	\$13,000
Deal, Nathan	R	GA	10	\$8,000
DeLay, Tom	R	TX	22	\$33,000
Diaz-Balart, Lincoln	R	FL	21	\$10,500
Diaz-Balart, Mario	R	FL	25	\$7,000
Dooley, Calvin	D	CA	20	\$16,000
Doolittle, John	R	CA	4	\$0
Dreier, David	R	CA	26	\$4,500
Duncan, John	R	TN	2	\$9,250
Dunn, Jennifer	R	WA	8	\$0
Edwards, Chet	D	TX	11	\$5,000
Ehlers, Vernon	R	MI	3	\$0
Emerson, Jo Ann	R	MO	8	\$0
English, Philip	R	PA	3	\$20,500
Etheridge, Bob	D	NC	2	\$86,450
Everett, Terry	R	AL	2	\$8,000
Feeney, Tom	R	FL	24	\$13,500
Ferguson, Michael	R	NJ	7	\$0
Foley, Mark	R	FL	16	\$26,216
Forbes, J. Randy	R	VA	4	\$35,250
Ford, Harold E. Jr	D	TN	9	\$6,000
Fossella, Vito	R	NY	13	\$13,500

HOUSE FSC/BUYOUT VOTE: YES (CONT.)				
Name	Party	State	District	Contributions 1999-2004
Franks, Trent	R	AZ	2	\$0
Frelinghuysen, Rodney	R	NJ	11	\$0
Frost, Martin	D	TX	24	\$17,000
Gallegly, Elton	R	CA	24	\$0
Garrett, Scott	R	NJ	5	\$9,500
Gerlach, Jim	R	PA	6	\$0
Gibbons, James	R	NV	2	\$6,500
Gilchrest, Wayne	R	MD	1	\$0
Gillmor, Paul	R	OH	5	\$10,625
Gingrey, Phil	R	GA	11	\$9,000
Goode, Virgil	R	VA	5	\$41,250
Goodlatte, Bob	R	VA	6	\$19,090
Gordon, Bart	D	TN	6	\$46,000
Goss, Porter	R	FL	14	\$0
Granger, Kay	R	TX	12	\$0
Graves, Samuel	R	MO	6	\$33,544
Green, Mark	R	WI	8	\$21,000
Greenwood, James	R	PA	8	\$0
Gutknecht, Gil	R	MN	1	\$2,000
Hall, Ralph	D	TX	4	\$17,500
Harris, Katherine	R	FL	13	\$0
Hart, Melissa	R	PA	4	\$1,000
Hastert, J. Dennis	R	IL	14	\$0
Hastings, Doc	R	WA	4	\$24,500
Hayes, Robin	R	NC	8	\$86,574
Hayworth, J.D.	R	AZ	5	\$0
Hensarling, Jeb	R	TX	5	\$8,000
Herger, Wally	R	CA	2	\$20,500
Herseth, Stephanie	R	SD	1	\$0
Hobson, David	R	OH	7	\$3,000
Hoekstra, Peter	R	MI	2	\$0
Hooley, Darlene	D	OR	5	\$0
Hostettler, John	R	IN	8	\$0
Houghton, Amory	R	NY	29	\$5,000
Hulshof, Kenny	R	MO	9	\$0
Hunter, Duncan	R	CA	52	\$0
Hyde, Henry	R	IL	6	\$0
Isakson, Johnny	R	GA	6	\$13,500
Issa, Darrell	R	CA	49	\$15,500
Istook, Ernest	R	OK	5	\$10,000
Jefferson, William	D	LA	2	\$32,500
Jenkins, William	R	TN	1	\$22,000
John, Christopher	D	LA	7	\$73,000
Johnson, Nancy	R	CT	5	\$0
Johnson, Sam	R	TX	3	\$23,000
Jones, Walter	R	NC	3	\$74,250

HOUSE FSC/BUYOUT VOTE: YES (CONT.)				
Name	Party	State	District	Contributions 1999-2004
Keller, Ric	R	FL	8	\$27,000
Kelly, Sue	R	NY	19	\$0
Kennedy, Mark	R	MN	6	\$25,000
King, Peter	R	NY	3	\$0
King, Steven	R	IA	5	\$5,000
Kingston, Jack	R	GA	1	\$28,000
Kline, John P.	R	MN	2	\$14,000
Knollenberg, Joseph	R	MI	9	\$17,500
Kolbe, Jim	R	AZ	8	\$300
LaHood, Ray	R	IL	18	\$9,000
Lampson, Nicholas	D	TX	9	\$0
Latham, Tom	R	IA	4	\$58,000
LaTourette, Steven	R	OH	14	\$8,500
Leach, James	R	IA	2	\$0
Lewis, Jerry	R	CA	41	\$9,500
Lewis, Ron	R	KY	2	\$54,500
Linder, John	R	GA	7	\$29,000
LoBiondo, Frank	R	NJ	2	\$0
Lucas, Frank	R	OK	3	\$16,500
Lucas, Ken	D	KY	4	\$51,750
Majette, Denise	D	GA	4	\$10,000
Marshall, Jim	D	GA	3	\$1,000
Matheson, James	D	UT	2	\$0
McCotter, Thad	R	MI	11	\$13,000
McCrery, Jim	R	LA	4	\$14,000
McHugh, John	R	NY	23	\$1,000
McInnis, Scott	R	CO	3	\$0
McIntyre, Mike	D	NC	7	\$51,500
McKeon, Howard	R	CA	25	\$0
Mica, John	R	FL	7	\$17,500
Miller, Candice	R	MI	10	\$20,500
Miller, Gary	R	CA	42	\$23,500
Miller, Jeff	R	FL	1	\$0
Miller, R. Brad	D	NC	13	\$12,500
Moore, Dennis	D	KS	3	\$0
Moran, Jerry	R	KS	1	\$0
Murphy, Tim	R	PA	18	\$0
Musgrave, Marilyn	R	CO	4	\$20,000
Myrick, Sue	R	NC	9	\$26,500
Nethercutt, George	R	WA	5	\$6,000
Neugenbauer, Randy	R	TX	19	\$3,500
Ney, Robert	R	OH	18	\$17,750
Norwood, Charles	R	GA	9	\$28,000
Nunes, Devin	R	CA	21	\$9,500
Nussle, Jim	R	IA	1	\$37,000
Osborne, Thomas	R	NE	3	\$0

HOUSE FSC/BUYOUT VOTE: YES (CONT.)				
Name	Party	State	District	Contributions 1999-2004
Ose, Doug	R	CA	3	\$1,000
Otter, C.L.	R	ID	1	\$32,500
Oxley, Michael	R	OH	4	\$13,500
Paul, Ron	R	TX	14	\$0
Pearce, Steve	R	NM	2	\$12,000
Pence, Mike	R	IN	6	\$36,500
Peterson, Collin	D	MN	7	\$11,500
Peterson, John	R	PA	5	\$5,000
Petri, Thomas	R	WI	6	\$0
Pickering, Charles	R	MS	3	\$1,000
Pitts, Joseph	R	PA	16	\$10,500
Pombo, Richard	R	CA	11	\$20,500
Porter, Jon	R	NV	3	\$20,500
Portman, Rob	R	OH	2	\$0
Price, David	D	NC	4	\$23,000
Pryce, Deborah	R	OH	15	\$0
Putnam, Adam	R	FL	12	\$23,000
Radanovich, George	R	CA	19	\$21,000
Ramstad, Jim	R	MN	3	\$0
Regula, Ralph	R	OH	16	\$0
Rehberg, Dennis	R	MT	1	\$38,500
Renzi, Rick	R	AZ	1	\$9,500
Reynolds, Thomas	R	NY	26	\$24,500
Rice, John Carter	R	TX	31	\$13,500
Rogers, Harold	R	KY	5	\$41,500
Rogers, Michael	R	MI	8	\$0
Rogers, Mike	R	AL	3	\$21,500
Ros-Lehtinen, Ileana	R	FL	18	\$8,000
Ross, Michael	D	AR	4	\$3,500
Ruppersberger, Dutch	D	MD	2	\$0
Ryan, Paul	R	WI	1	\$4,250
Ryun, Jim	R	KS	2	\$0
Sandlin, Max	D	TX	1	\$16,000
Saxton, Jim	R	NJ	3	\$12,000
Schrock, Edward	R	VA	2	\$32,500
Scott, David	D	GA	13	\$12,500
Sessions, Pete	R	TX	32	\$26,000
Shadegg, John	R	AZ	3	\$0
Shaw, E. Clay	R	FL	22	\$13,500
Sherwood, Don	R	PA	10	\$25,500
Shimkus, John	R	IL	19	\$41,500
Shuster, Bill	R	PA	9	\$10,000
Simmons, Robert	R	CT	2	\$23,000
Simpson, Michael	R	ID	2	\$20,000
Smith, Christopher	R	NJ	4	\$0
Smith, Lamar	R	TX	21	\$2,000

HOUSE FSC/BUYOUT VOTE: YES (CONT.)				
Name	Party	State	District	Contributions 1999-2004
Smith, Nick	R	MI	7	\$0
Snyder, Vic	D	AR	2	\$0
Souder, Mark	R	IN	3	\$500
Spratt, John	D	SC	5	\$41,500
Stearns, Cliff	R	FL	6	\$21,000
Stenholm, Charles	D	TX	17	\$19,500
Sullivan, John	R	OK	1	\$13,500
Sweeney, John	R	NY	20	\$22,000
Tanner, John	D	TN	8	\$45,000
Tauzin, W.J. "Billy"	R	LA	3	\$59,955
Taylor, Charles	R	NC	11	\$17,000
Terry, Lee	R	NE	2	\$1,000
Thomas, William	R	CA	22	\$29,000
Thompson, Bennie	D	MS	2	\$23,000
Thompson, Mike	D	CA	1	\$9,500
Thornberry, William	R	TX	13	\$5,000
Tiahrt, Todd	R	KS	4	\$25,000
Tiberi, Patrick	R	OH	12	\$16,500
Toomey, Patrick	R	PA	15	\$20,000
Turner, Jim	D	TX	2	\$5,000
Turner, Michael	R	OH	3	\$13,500
Vitter, David	R	LA	1	\$22,500
Walden, Greg	R	OR	2	\$0
Walsh, James	R	NY	25	\$0
Wamp, Zach	R	TN	3	\$0
Watt, Melvin	D	NC	12	\$5,000
Weldon, Curt	R	PA	7	\$0
Weldon, David	R	FL	15	\$500
Weller, Jerry	R	IL	11	\$2,500
Whitfield, Edward	R	KY	1	\$84,750
Wicker, Roger	R	MS	1	\$22,500
Wilson, Joe	R	SC	2	\$10,500
Wu, David	D	OR	1	\$0
Young, Don	R	AK	1	\$9,500
TOTAL				\$3,698,051
AVERAGE CONTRIBUTION				\$14,733

HOUSE FSC/BUYOUT VOTE: NO				
Name	Party	State	District	Contributions 1999-2004
Ackerman, Gary	D	NY	5	\$0
Allen, Thomas	D	ME	1	\$0
Andrews, Robert	D	NJ	1	\$0
Baca, Joe	D	CA	43	\$42,658
Baird, Brian	D	WA	3	\$0
Baldwin, Tammy	D	WI	2	\$0
Bartlett, Roscoe	R	MD	6	\$1,500
Bass, Charles	R	NH	2	\$38,000
Becerra, Xavier	D	CA	31	\$2,000
Bell, Chris	D	TX	25	\$0
Berkley, Shelley	D	NV	1	\$0
Berman, Howard	D	CA	28	\$0
Berry, Marion	D	AR	1	\$5,000
Bishop, Timothy	D	NY	1	\$0
Blumenauer, Earl	D	OR	3	\$0
Bradley, Jeb	R	NH	1	\$0
Brady, Robert	D	PA	1	\$0
Brown, Corrine	D	FL	3	\$6,000
Brown, Sherrod	D	OH	13	\$0
Capito, Shelley Moore	R	WV	2	\$0
Capps, Lois	D	CA	23	\$0
Capuano, Michael	D	MA	8	\$1,500
Cardin, Benjamin	D	MD	3	\$0
Cardoza, Dennis	D	CA	18	\$10,500
Carson, Julia	D	IN	7	\$0
Case, Ed	D	HI	2	\$0
Castle, Michael	R	DE	1	\$0
Clay Jr., William L.	D	MO	1	\$6,000
Costello, Jerry	D	IL	12	\$0
Crowley, Joseph	D	NY	7	\$8,500
Cummings, Elijah	D	MD	7	\$4,000
Davis, Jo Ann	R	VA	1	\$1,000
Davis, Susan	D	CA	53	\$0
Davis, Thomas	R	VA	11	\$17,700
DeFazio, Peter	D	OR	4	\$0
DeGette, Diana	D	CO	1	\$0
Delahunt, William	D	MA	10	\$0
DeLauro, Rosa	D	CT	3	\$0
Deutsch, Peter	D	FL	20	\$0
Dicks, Norman	D	WA	6	\$0
Dingell, John	D	MI	15	\$31,500
Doggett, Lloyd	D	TX	10	\$0
Doyle, Michael	D	PA	14	\$13,000
Emanuel, Rahm	D	IL	5	\$0

HOUSE FSC/BUYOUT VOTE: NO (CONT.)				
Name	Party	State	District	Contributions 1999-2004
Engel, Eliot	D	NY	17	\$1,000
Eshoo, Anna	D	CA	14	\$0
Evans, Lane	D	IL	17	\$0
Farr, Sam	D	CA	17	\$0
Fattah, Chaka	D	PA	2	\$0
Filner, Bob	D	CA	51	\$0
Flake, Jeff	R	AZ	6	\$0
Frank, Barney	D	MA	4	\$0
Gephardt, Richard	D	MO	3	\$0
Gonzalez, Charles	D	TX	20	\$0
Green, Gene	D	TX	29	\$0
Grijalva, Raul	D	AZ	7	\$0
Gutierrez, Luis	D	IL	4	\$0
Harman, Jane	D	CA	36	\$0
Hefley, Joel	R	CO	5	\$500
Hill, Baron	D	IN	9	\$38,000
Hinchey, Maurice	D	NY	22	\$0
Hinojosa, Ruben	D	TX	15	\$500
Hoeffel, Joseph	D	PA	13	\$0
Holden, Tim	D	PA	17	\$3,800
Holt, Rush	D	NJ	12	\$0
Honda, Michael	D	CA	15	\$0
Hoyer, Steny	D	MD	5	\$12,200
Inslee, Jay	D	WA	1	\$0
Israel, Steve	D	NY	2	\$0
Jackson Jr., Jesse	D	IL	2	\$1,000
Jackson Lee, Sheila	D	TX	18	\$0
Johnson, Eddie	D	TX	30	\$3,000
Johnson, Timothy	R	IL	15	\$16,500
Kanjorski, Paul	D	PA	11	\$0
Kaptur, Marcy	D	OH	9	\$0
Kennedy, Patrick	D	RI	1	\$2,000
Kildee, Dale	D	MI	5	\$0
Kind, Ron	D	WI	3	\$0
Kirk, Mark	R	IL	10	\$2,000
Kleczka, Jerry	D	WI	4	\$20,500
Kucinich, Dennis	D	OH	10	\$0
Langevin, James	D	RI	2	\$0
Lantos, Tom	D	CA	12	\$0
Larsen, Richard	D	WA	2	\$0
Larson, John	D	CT	1	\$0
Lee, Barbara	D	CA	9	\$0
Levin, Sander	D	MI	12	\$0
Lewis, John	D	GA	5	\$0
Lipinski, William	D	IL	3	\$0
Lofgren, Zoe	D	CA	16	\$0

HOUSE FSC/BUYOUT VOTE: NO (CONT.)				
Name	Party	State	District	Contributions 1999-2004
Lowey, Nita	D	NY	18	\$0
Lynch, Stephen	D	MA	9	\$0
Maloney, Carolyn	D	NY	14	\$0
Manzullo, Donald	R	IL	16	\$3,500
Markey, Edward	D	MA	7	\$0
Matsui, Robert	D	CA	5	\$0
McCarthy, Carolyn	D	NY	4	\$0
McCarthy, Karen	D	MO	5	\$0
McCollum, Betty	D	MN	4	\$0
McDermott, Jim	D	WA	7	\$0
McGovern, James	D	MA	3	\$0
McNulty, Michael	D	NY	21	\$0
Meehan, Martin	D	MA	5	\$0
Meek, Kendrick	D	FL	17	\$5,000
Meeks, Gregory	D	NY	6	\$1,500
Menendez, Robert	D	NJ	13	\$0
Michaud, Mike	D	ME	2	\$13,000
Millender-McDonald, Juanita	D	CA	37	\$500
Miller, George	D	CA	7	\$0
Mollohan, Alan	D	WV	1	\$9,000
Moran, James	D	VA	8	\$0
Murtha, John	D	PA	12	\$5,000
Nadler, Jerrold	D	NY	8	\$0
Napolitano, Grace	D	CA	38	\$6,500
Neal, Richard	D	MA	2	\$1,000
Northup, Anne	R	KY	3	\$0
Oberstar, James	D	MN	8	\$0
Obey, David	D	WI	7	\$3,000
Olver, John	D	MA	1	\$0
Ortiz, Solomon	D	TX	27	\$8,500
Owens, Major	D	NY	11	\$0
Pallone, Frank	D	NJ	6	\$0
Pascrell, William	D	NJ	8	\$0
Pastor, Ed	D	AZ	4	\$0
Payne, Donald	D	NJ	10	\$0
Pelosi, Nancy	D	CA	8	\$0
Platts, Todd	R	PA	19	\$0
Pomeroy, Earl	D	ND	1	\$6,500
Rahall, Nick	D	WV	3	\$12,500
Rangel, Charles	D	NY	15	\$31,090
Reyes, Silvestre	D	TX	16	\$4,500
Rodriguez, Ciro	D	TX	28	\$3,500
Rohrabacher, Dana	R	CA	46	\$1,000
Rothman, Steven	D	NJ	9	\$0
Roybal-Allard, Lucille	D	CA	34	\$0

HOUSE FSC/BUYOUT VOTE: NO (CONT.)				
Name	Party	State	District	Contributions 1999-2004
Royce, Edward	R	CA	40	\$2,000
Rush, Bobby	D	IL	1	\$1,000
Ryan, Tim	D	OH	17	\$0
Sabo, Martin Olav	D	MN	5	\$1,000
Sanchez, Linda	D	CA	39	\$0
Sanchez, Loretta	D	CA	47	\$8,500
Sanders, Bernard	I	VT	1	\$0
Schakowsky, Janice	D	IL	9	\$0
Schiff, Adam	D	CA	29	\$0
Scott, Robert	D	VA	3	\$16,000
Sensenbrenner, James	R	WI	5	\$9,750
Serrano, Jose	D	NY	16	\$0
Shays, Christopher	R	CT	4	\$8,000
Sherman, Brad	D	CA	27	\$0
Skelton, Ike	D	MO	4	\$6,500
Slaughter, Louise	D	NY	28	\$0
Smith, Adam	D	WA	9	\$0
Solis, Hilda	D	CA	32	\$0
Stark, Pete	D	CA	13	\$0
Strickland, Ted	D	OH	6	\$0
Stupak, Bart	D	MI	1	\$0
Tancredo, Thomas	R	CO	6	\$22,500
Tauscher, Ellen	D	CA	10	\$0
Taylor, Gene	D	MS	4	\$1,000
Tierney, John	D	MA	6	\$0
Towns, Edolphus	D	NY	10	\$8,950
Tubbs-Jones, Stephanie	D	OH	11	\$7,500
Udall, Mark	D	CO	2	\$0
Udall, Tom	D	NM	3	\$0
Upton, Fred	R	MI	6	\$1,000
Van Hollen, Chris	D	MD	8	\$0
Velázquez, Nydia	D	NY	12	\$0
Visclosky, Peter	D	IN	1	\$0
Waters, Maxine	D	CA	35	\$0
Watson, Diane E.	D	CA	33	\$0
Waxman, Henry	D	CA	30	\$0
Weiner, Anthony David	D	NY	9	\$0
Wexler, Robert	D	FL	19	\$0
Wilson, Heather	R	NM	1	\$0
Wolf, Frank	R	VA	10	\$0
Woolsey, Lynn	D	CA	6	\$0
Wynn, Albert	D	MD	4	\$0
Young, C.W.	R	FL	10	\$0
TOTAL				\$499,148
AVERAGE CONTRIBUTION				\$2,804

HOUSE FSC/BUYOUT VOTE: NOT VOTING				
Name	Party	State	District	Contributions 1999-2004
Conyers, John	D	MI	14	\$0
DeMint, Jim	R	SC	4	\$6,000
Hastings, Alcee	D	FL	23	\$1,500
Kilpatrick, Carolyn	D	MI	13	\$1,000
Quinn, Jack	R	NY	27	\$0
TOTAL				\$8,500
AVERAGE CONTRIBUTION				\$1,700

**Tobacco PAC Contributions to Senators Voting on DeWine Amdt. No. 3563 American Jobs
Creation Act of 2004**

During the 108th Congress – July 15, 2004

Name	State and Seat	Party	Tobacco PAC Contributions 1997-2004
Voting Yea – 78			
Akaka, Daniel	HI	D	\$0
Alexander, Lamar	TN	R	\$45,000
Allen, George	VA	R	\$40,000
Bayh, Evan	IN	D	\$0
Bennett, Robert	UT	R	\$2,166
Biden, Joseph	DE	D	\$0
Bingaman, Jeff	NM	D	\$0
Bond, Christopher	MO	R	\$13,000
Boxer, Barbara	CA	D	\$0
Breaux, John	LA	D	\$28,000
Brownback, Sam	KS	R	\$0
Bunning, Jim	KY	R	\$93,741
Byrd, Robert	WV	D	\$3,000
Campbell, Ben Nighthorse	CO	R	\$38,666
Cantwell, Maria	WA	D	\$0
Chafee, Lincoln	RI	R	\$0
Chambliss, Saxby	GA	R	\$99,500
Clinton, Hillary Rodham	NY	D	\$0
Cochran, Thad	MS	R	\$14,500
Coleman, Norm	MN	R	\$45,500
Collins, Susan	ME	R	\$0
Conrad, Kent	ND	D	\$0
Cornyn, Jon	TX	R	\$1,000
Corzine, Jon	NJ	D	\$0
Craig, Larry	ID	R	\$25,500
Crapo, Michael	ID	R	\$11,500
Daschle, Thomas	SD	D	\$0
Dayton, Mark	MN	D	\$0
DeWine, Mike	OH	R	\$0
Dodd, Christopher	CT	D	\$27,000
Dole, Elizabeth	NC	R	\$48,750
Dorgan, Byron	ND	D	\$3,000
Durbin, Richard	IL	D	\$0
Ensign, John	NV	R	\$72,500
Feingold, Russell	WI	D	\$0
Feinstein, Dianne	CA	D	\$0
Frist, Bill	TN	R	\$0
Graham, Bob	FL	D	\$0
Graham, Lindsey	SC	R	\$55,000
Grassley, Charles	IA	R	\$29,666

Voting Yea (cont.)			
Hagel, Chuck	NE	R	\$26,000
Harkin, Tom	IA	D	\$0
Hatch, Orrin	UT	R	\$11,000
Hollings, Ernest	SC	D	\$46,000
Hutchison, Kay Bailey	TX	R	\$0
Inouye, Daniel	HI	D	\$1,000
Johnson, Tim	SD	D	\$500
Kennedy, Edward	MA	D	\$0
Kohl, Herbert	WI	D	\$0
Landrieu, Mary	LA	D	\$2,500
Lautenberg, Frank	NJ	D	\$0
Leahy, Patrick	VT	D	\$0
Levin, Carl	MI	D	\$0
Lieberman, Joseph	CT	D	\$0
Lincoln, Blanche	AR	D	\$1,000
Lugar, Richard	IN	R	\$2,000
McCain, John	AR	R	\$0
McConnell, Mitch	KY	R	\$49,500
Mikulski, Barbara	MD	D	\$0
Miller, Zell	GA	D	\$0
Murkowski, Lisa	AK	R	\$0
Murray, Patty	WA	D	\$0
Nelson, Benjamin	NE	D	\$20,000
Pryor, Mark	AR	D	\$0
Reed, Jack	RI	D	\$0
Reid, Harry	NV	D	\$25,000
Rockefeller, John	WV	D	\$0
Sarbanes, Paul	MD	D	\$0
Schumer, Charles	NY	D	\$5,000
Smith, Gordon	OR	R	\$0
Snowe, Olympia	ME	R	\$0
Specter, Arlen	PA	R	\$5,166
Stabenow, Debbie	MI	D	\$0
Stevens, Ted	AK	R	\$0
Talent, James	MO	R	\$8,500
Voinovich, George	OH	R	\$19,000
Warner, John	VA	R	\$25,016
Wyden, Ron	OR	D	\$0
			TOTAL \$944,171
			Average Contribution \$12,105

Voting Nay – 15			
Allard, Wayne	CO	R	\$27,500
Burns, Conrad	MT	R	\$51,500
Enzi, Michael	WY	R	\$2,000
Fitzgerald, Peter	IL	R	\$5,000
Gregg, Judd	NH	R	\$8,166
Jeffords, James	VT	I	\$0
Kyl, Jon	AZ	R	\$3,000
Lott, Trent	MS	R	\$11,000
Nickles, Don	OK	R	\$18,166
Roberts, Pat	KS	R	\$16,500
Santorum, Rick	PA	R	\$33,000
Sessions, Jeff	AL	R	\$0
Shelby, Richard	AL	R	\$22,166
Sununu, John	NH	R	\$500
Thomas, Craig	WY	R	\$12,000
			TOTAL \$210,498
			Average Contribution \$14,033
Not Voting - 6			
Baucus, Max	MT	D	\$21,500
Domenici, Pete	NM	R	\$11,000
Edwards, John	NC	D	\$0
Inhofe, James	OK	R	\$13,000
Kerry, John	MA	D	\$0
Nelson, Bill	FL	D	\$8,000
			TOTAL \$53,500
			Average Contribution \$8,917
Present			
Carper, Thomas	DE	D	\$500
			TOTAL \$500

Tobacco PAC Contributions to Sponsors of Legislation Introduced in the 107th Congress¹

Name	State and Seat	Party	Tobacco PAC Contributions 1997-2003
S. 190 FDA (Frist)			
Bond, Christopher	MO	R	\$7,000.00
Frist, Bill	TN	R	\$0.00
Miller, Zell	GA	D	\$0.00
			TOTAL \$7,000.00
			Average Contribution \$2,333.33
S. 2626 FDA regulation bill (Kennedy-Dewine)			
Bingaman, Jeff	NM	D	\$0.00
Chafee, Lincoln	RI	R	\$0.00
Clinton, Hillary Rodham	NY	D	\$0.00
Collins, Susan	ME	R	\$0.00
Daschle, Thomas	SD	D	\$0.00
DeWine, Mike	OH	R	\$0.00
Durbin, Richard	IL	D	\$0.00
Feinstein, Dianne	CA	D	\$0.00
Graham, Bob	FL	D	\$0.00
Harkin, Tom	IA	D	\$0.00
Johnson, Tim	SD	D	\$500.00
Kennedy, Edward	MA	D	\$0.00
Landrieu, Mary	LA	D	\$2,500.00
Leahy, Patrick	VT	D	\$0.00
Lincoln, Blanche	AR	D	\$1,000.00
McCain, John	AZ	R	\$0.00
Murray, Patty	WA	D	\$0.00
Reed, Jack	RI	D	\$0.00
Smith, Gordon	OR	R	\$0.00
Snowe, Olympia	ME	R	\$0.00
Specter, Arlen	PA	R	\$5,166.00
			TOTAL \$9,166.00
			Average Contribution \$436.48

¹ The amounts reported here reflect those contributions made to sponsors of legislation as of the last Congress (107th Congress). For more recent contributions made to Members of Congress, see Appendix A.

Name	State and Seat	Party	Tobacco PAC Contributions 1999-2003
H.R. 2180 FDA regulation bill (Davis)			
Akin, Todd	MO-2	R	\$13,500.00
Clay, William L.	MO-1	D	\$6,000.00
Collins, Michael	GA-8	R	\$23,500.00
Condit, Gary	CA-18	D	\$0.00
Davis, Thomas	VA-11	R	\$14,200.00
Doyle, Michael	PA-14	D	\$12,000.00
Gillmor, Paul	OH-5	R	\$9,125.00
Granger, Kay	TX-12	R	\$0.00
Green, Mark	WI-8	R	\$18,000.00
Grucci, Felix	NY-1	R	\$20,250.00
Linder, John	GA-7	R	\$26,000.00
Mollohan, Alan	WV-1	D	\$9,000.00
Peterson, Collin	MN-7	D	\$10,500.00
Schrock, Edward	VA-2	R	\$30,000.00
Sweeney, John	NY-20	R	\$19,000.00
Terry, Lee	NE-2	R	\$1,000.00
Towns, Edolphus	NY-10	D	\$8,950.00
			TOTAL \$224,025.00
			Average Contribution \$13,177.94

Name	State and Seat	Party	Tobacco PAC Contributions 1999-2003
H.R. 1097 FDA regulation bill (Ganske-Dingell-Waxman)			
Abercrombie, Neil	HI-1	D	\$2,000.00
Allen, Thomas	ME-1	D	\$0.00
Andrews, Robert	NJ-1	D	\$0.00
Baird, Brian	WA-3	D	\$0.00
Baldacci, John	ME-2	D	\$0.00
Barrett, Thomas	WI-5	D	\$0.00
Bartlett, Roscoe	MD-6	R	\$1,500.00
Bereuter, Doug	NE-1	R	\$2,050.00
Berkley, Shelley	NV-1	D	\$0.00
Berman, Howard	CA-28	D	\$0.00
Blagojevich, Rod	IL-5	D	\$0.00
Blumenauer, Earl	OR-3	D	\$0.00
Bono, Mary	CA-45	R	\$0.00
Borski, Robert	PA-3	D	\$0.00
Boswell, Leonard	IA-3	D	\$0.00
Brady, Robert	PA-1	D	\$0.00
Brown, Sherrod	OH-13	D	\$0.00
Capps, Lois	CA-23	D	\$0.00
Capuano, Michael	MA-8	D	\$1,500.00
Conyers, John	MI-14	D	\$0.00
Costello, Jerry	IL-12	D	\$0.00
Coyne, William	PA-14	D	\$0.00
Davis, Danny	IL-7	D	\$1,000.00
Davis, Susan	CA-53	D	\$0.00
DeFazio, Peter	OR-4	D	\$0.00
DeGette, Diana	CO-1	D	\$0.00
DeLauro, Rosa	CT-3	D	\$0.00
Deutsch, Peter	FL-20	D	\$0.00
Dingell, John	MI-15	D	\$29,500.00
Doggett, Lloyd	TX-10	D	\$0.00
Eshoo, Anna	CA-14	D	\$0.00
Evans, Lane	IL-17	D	\$0.00
Farr, Sam	CA-17	D	\$0.00
Fattah, Chaka	PA-2	D	\$0.00
Filner, Bob	CA-51	D	\$0.00
Frank, Barney	MA-4	D	\$0.00
Gallegly, Elton	CA-24	R	\$0.00
Ganske, Greg	IA-4	R	\$0.00
Gilchrest, Wayne	MD-1	R	\$0.00
Gilman, Benjamin	NY-20	R	\$1,000.00
Gonzalez, Charles	TX-20	D	\$0.00
Green, Gene	TX-29	D	\$0.00
Gutierrez, Luis	IL-4	D	\$0.00
Hansen, James	UT-1	R	\$0.00
Harman, Jane	CA-36	D	\$0.00
H.R. 1097 FDA regulation bill (Ganske-Dingell-Waxman) cont.			
Hinchey, Maurice	NY-22	D	\$0.00
Hoefel, Joseph	PA-13	D	\$0.00
Holden, Tim	PA-17	D	\$3,800.00
Holmes-Norton, Eleanor	DC	D	\$0.00
Holt, Rush	NJ-12	D	\$0.00

Name	State and Seat	Party	Tobacco PAC Contributions 1999-2003
Horn, Stephen	CA-38	R	\$0.00
Inslee, Jay	WA-1	D	\$0.00
Jackson Lee, Sheila	TX-18	D	\$0.00
Kaptur, Marcy	OH-9	D	\$0.00
Kelly, Sue	NY-19	R	\$0.00
Kennedy, Patrick	RI-1	D	\$2,000.00
Kind, Ron	WI-3	D	\$0.00
King, Peter	NY-3	R	\$0.00
Kucinich, Dennis	OH-10	D	\$0.00
LaFalce, John	NY-29	D	\$0.00
Langevin, James	RI-2	D	\$0.00
Lantos, Tom	CA-12	D	\$0.00
Larsen, Richard	WA-2	D	\$0.00
LaTourette, Steven	OH-14	R	\$8,000.00
Leach, James	IA-2	R	\$0.00
Lee, Barbara	CA-9	D	\$0.00
Levin, Sander	MI-12	D	\$0.00
Lipinski, William	IL-3	D	\$0.00
Lofgren, Zoe	CA-16	D	\$0.00
Luther, Bill	MN-6	D	\$0.00
Lynch, Steven	MA-9	D	\$0.00
Maloney, Carolyn	NY-14	D	\$0.00
Maloney, James	CT-5	D	\$0.00
Markey, Edward	MA-7	D	\$0.00
Mascara, Frank	PA-20	D	\$0.00
Matheson, James	UT-2	D	\$0.00
Matsui, Robert	CA-5	D	\$0.00
McDermott, Jim	WA-7	D	\$0.00
McGovern, James	MA-3	D	\$0.00
McKeon, Howard	CA-25	R	\$0.00
McKinney, Cynthia	GA-4	D	\$0.00
Meehan, Martin	MA-5	D	\$0.00
Millender-McDonald, Juanita	CA-37	D	\$500.00
Miller, George	CA-7	D	\$0.00
Moran, James	VA-8	D	\$0.00
Morella, Connie	MD-8	R	\$0.00
Nadler, Jerrold	NY-8	D	\$0.00
Napolitano, Grace	CA-38	D	\$6,000.00
Nethercutt, George	WA-5	R	\$0.00
Olver, John	MA-1	D	\$0.00
H.R. 1097 FDA regulation bill (Ganske-Dingell-Waxman) cont.			
Pallone, Frank	NJ-6	D	\$0.00
Pascrell, William	NJ-8	D	\$0.00
Pastor, Ed	AZ-4	D	\$0.00
Payne, Donald	NJ-10	D	\$0.00
Pelosi, Nancy	CA-8	D	\$0.00
Petri, Thomas	WI-6	R	\$0.00
Phelps, David	IL-19	D	\$0.00
Platts, Todd	PA-19	R	\$0.00
Quinn, Jack	NY-27	R	\$0.00
Rivers, Lynn	MI-13	D	\$0.00
Rothman, Steven	NJ-9	D	\$0.00

Name	State and Seat	Party	Tobacco PAC Contributions 1999-2003
Roukema, Marge	NJ-5	R	\$0.00
Roybal-Allard, Lucille	CA-34	D	\$0.00
Sanders, Bernard	VT-0	I	\$0.00
Sawyer, Thomas	OH-14	D	\$0.00
Schakowsky, Janice	IL-9	D	\$0.00
Sherman, Brad	CA-27	D	\$0.00
Smith, Adam	WA-9	D	\$0.00
Smith, Christopher	NJ-4	R	\$0.00
Snyder, Vic	AR-2	D	\$0.00
Stark, Pete	CA-13	D	\$0.00
Stupak, Bart	MI-1	D	\$0.00
Tauscher, Ellen	CA-10	D	\$0.00
Thompson, Bennie	MS-2	D	\$19,000.00
Thompson, Mike	CA-1	D	\$7,500.00
Tierney, John	MA-6	D	\$0.00
Udall, Tom	NM-3	D	\$0.00
Underwood, Robert	GU	D	\$0.00
Velázquez, Nydia M.	NY-12	D	\$0.00
Waters, Maxine	CA-35	D	\$0.00
Watkins, Wes	OK-3	R	\$0.00
Waxman, Henry	CA-30	D	\$0.00
Weiner, Anthony David	NY-9	D	\$0.00
Weldon, David	FL-15	R	\$500.00
Weller, Jerry	IL-11	R	\$0.00
Wu, David	OR-1	D	\$0.00
Wynn, Albert	MD-4	D	\$0.00
			TOTAL \$85,850.00
			Average Contribution \$675.98

Name	State and Seat	Party	Tobacco PAC Contributions 1997-2003
H.R. 4981 and H.R. 5059 Fire-Safe Cigarette Bill (Stearns-Towns)			
Brown, Corrine	FL-3	D	\$6,000.00
Clyburn, James	SC-6	D	\$17,000.00
Condit, Gary	CA-18	D	\$0.00
Deal, Nathan	GA-10	R	\$6,000.00
Graham, Lindsey	SC-3	R	\$41,500.00
Hall, Tony	OH-3	D	\$0.00
Hayes, Robin	NC-8	R	\$72,574.00
Pitts, Joseph	PA-16	R	\$7,500.00
Spratt, John	SC-5	D	\$37,500.00
Stearns, Cliff	FL-6	R	\$15,000.00
Taylor, Charles	NC-11	R	\$15,000.00
Towns, Edolphus	NY-10	D	\$8,950.00
Watkins, Wes	OK-3	R	\$0.00
Young, Don	AK-At Large	R	\$9,500.00
			TOTAL \$236,524.00
			Average Contribution \$16,894.57
H.R. 4607 Fire-Safe Cigarette Bill (Markey-Hansen)			
Capuano, Michael	MA-8	D	\$1,500.00
Delahunt, William	MA-10	D	\$0.00
Frank, Barney	MA-4	D	\$0.00
Hansen, James	UT-1	R	\$0.00
Lynch, Steven	MA-9	D	\$0.00
Markey, Edward	MA-7	D	\$0.00
McDermott, Jim	WA-7	D	\$0.00
McGovern, James	MA-3	D	\$0.00
Meehan, Martin	MA-5	D	\$0.00
Neal, Richard	MA-2	D	\$0.00
Olver, John	MA-1	D	\$0.00
Pascrell, William	NJ-8	D	\$0.00
Schiff, Adam	CA-29	D	\$0.00
Stark, Pete	CA-13	D	\$0.00
Tierney, John	MA-6	D	\$0.00
Waxman, Henry	CA-30	D	\$0.00
			TOTAL \$1,500.00
			Average Contribution \$93.75

APPENDIX D

Recipients of Tobacco PAC Contributions Among Congressional Leadership PACs January 1, 1999 – August 2, 2005 (partial cycle)			
RECIPIENT	MEMBER AFFILIATION (IF APPLICABLE)		AMOUNT
THE FREEDOM PROJECT	REP. JOHN BOEHNER	(R-OH)	\$181,500
REPUBLICAN MAJORITY FUND	FORMER SEN. DON NICKLES	(R-OK)	\$150,491
AMERICANS FOR A REPUBLICAN MAJORITY	REP. TOM DELAY	(R-TX)	\$148,500
COMMITTEE FOR THE PRESERVATION OF CAPITALISM	REP. JIM MCCRERY	(R-LA)	\$133,750
NEW REPUBLICAN MAJORITY FUND	SEN. TRENT LOTT	(R-MS)	\$107,500
BLUEGRASS COMMITTEE	SEN. MITCH MCCONNELL	(R-KY)	\$98,628
AMERIPAC: THE FUND FOR A GREATER AMERICA	REP. STENY HOYER	(D-MD)	\$86,000
BLUE DOG PAC	REP. COLLIN PETERSON	(D-MN)	\$81,500
RELY ON YOUR BELIEFS FUND	REP. ROY BLUNT	(R-MO)	\$77,000
BAYOU LEADER PAC	REP. BILLY TAUZIN	(R-LA)	\$74,682
AMERICAN SUCCESS PAC	REP. DAVID DREIER	(R-CA)	\$67,500
FREEDOM WORKS PAC	FORMER REP. DICK ARMEY	(R-TX)	\$65,000
LEADERSHIP PAC 2006	REP. MIKE OXLEY	(R-OH)	\$62,300
COMMON SENSE LEADERSHIP FUND	SEN. SAXBY CHAMBLISS	(R-GA)	\$62,000
NEXT CENTURY FUND	REP. WALTER JONES	(R-NC)	\$59,000
AMERICA'S FOUNDATION	SEN. RICK SANTORUM	(R-PA)	\$58,500
TOGETHER FOR OUR MAJORITY	REP. TOM REYNOLDS	(R-NY)	\$58,000
AMERICA'S MAJORITY TRUST	REP. ROB PORTMAN	(R-OH)	\$45,000
PROMOTING REPUBLICANS YOU CAN ELECT PROJECT	REP. DEBORAH PRYCE	(R-OH)	\$44,500
SENATE VICTORY FUND PAC	SEN. THAD COCHRAN	(R-MS)	\$36,500
EVERY REPUBLICAN IS CRUCIAL	REP. ERIC CANTOR	(R-VA)	\$36,000
SEARCHLIGHT LEADERSHIP FUND	SEN. HARRY REID	(D-NV)	\$32,500
FEDERAL VICTORY FUND	REP. TOM DAVIS	(R-VA)	\$31,500
HELP AMERICA'S LEADERS PAC	REP. HAROLD ROGERS	(R-KY)	\$31,500
ALLIANCE FOR THE WEST	SEN. LARRY E. CRAIG	(R-ID)	\$28,000
LEADERSHIP 21	REP. JOHN TANNER	(D-TN)	\$23,500
CONGRESSIONAL MAJORITY COMMITTEE	REP. BILL THOMAS	(R-CA)	\$22,000
DANIEL WEBSTER PAC	SEN. JOHN SUNUNU	(R-NH)	\$21,500
GLACIER PAC	SEN. MAX BAUCUS	(D-MT)	\$21,000
STORM CHASERS	REP. STEVE BUYER	(R-IN)	\$21,000
CAMPAC (CONTINUING A MAJORITY)	REP. DAVE CAMP	(R-MI)	\$19,000
LONE STAR FUND	REP. MARTIN FROST	(D-TX)	\$19,000
- continued on next page -			

Recipients of Tobacco PAC Contributions Among Congressional Leadership PACs

- continued from previous page -

AMERICAN DREAM PAC	REP. HENRY BONILLA	(R-TX)	\$17,250
AMERICAN RENEWAL PAC (GROWPAC)	FORMER REP. JC WATTS	(R-OK)	\$17,250
GOOD GOVERNMENT FOR AMERICA	SEN. GEORGE ALLEN	(R-VA)	\$17,000
GUMBO PAC	REP. CHRIS JOHN	(D-LA)	\$16,500
13TH COLONY LEADERSHIP COMMITTEE INC.	REP. JACK KINGSTON	(R-GA)	\$16,000
PEOPLE FOR ENTERPRISE, TRADE & ECONOMIC GROWTH	REP. PETE SESSIONS	(R-TX)	\$15,500
FUND FOR A RESPONSIBLE FUTURE	FORMER REP. THOMAS BLILEY	(R-VA)	\$14,000
AMERICAN SPIRIT PAC	FORMER SEN. JESSE HELMS	(R-NC)	\$13,500
21ST CENTURY MAJORITY FUND	REP. JOHNNY ISAKSON	(R-GA)	\$13,000
FUND FOR A FREE MARKET AMERICA	REP. PHILIP CRANE	(R-IL)	\$12,500
VOLUNTEER PAC	SEN. BILL FRIST	(R-TN)	\$12,500
FUTURE LEADERS PAC	REP. JERRY LEWIS	(R-CA)	\$10,500
SANDHILLS PAC	SEN. CHUCK HAGEL	(R-NE)	\$10,500
NATIONAL LEADERSHIP PAC	REP. CHARLES RANGEL	(D-NY)	\$10,000
LEADERSHIP CIRCLE POLITICAL ACTION COMMITTEE	SEN. ELIZABETH DOLE	(R-NC)	\$10,000
FREEDOM FUND	REP. JOE BARTON	(R-TX)	\$9,500
BATTLE BORN POLITICAL ACTION COMMITTEE	SEN. JOHN ENSIGN	(R-NV)	\$9,000
OHIO'S 17 STAR PAC	SEN. MIKE DEWINE	(R-OH)	\$8,500
FUND FOR A CONSERVATIVE FUTURE	SEN. JAMES INHOFE	(R-OK)	\$8,000
AMERICANS NATIONWIDE DEDICATED TO ELECTING REPUBLICANS	REP. ANDER CRENSHAW	(R-FL)	\$7,500
GOOD FUND	REP. BOB GOODLATTE	(R-Va.)	\$7,500
FRIENDS OF THE BIG SKY	SEN. CONRAD BURNS	(R-MT)	\$7,000
SENATE MAJORITY FUND	SEN. JON KYL	(R-AZ)	\$7,000
MAINSTREAM AMERICA PAC	SEN. JOHN BREAUX	(D-LA)	\$6,500
CITIZENS FOR A COMPETITIVE AMERICA	SEN. ERNEST HOLLINGS	(D-SC)	\$6,000
VALUE IN ELECTING WOMEN PAC	REP. DEBORAH PRYCE	(R-OH)	\$6,000
DEMOCRACY BELIEVERS PAC	REP. LINCOLN DIAZ BALART	(R-FL)	\$5,500
FUND FOR AMERICAN OPPORTUNITY	FORMER SEN. SPENCER ABRAHAM	(R-MI)	\$5,000
PIONEER PAC	REP. DAVID HOBSON	(R-OH)	\$5,000
VISION FOR AMERICA PAC	FORMER REP. TILLIE FOWLER	(R-FL)	\$5,000
CONGRESSIONAL BLACK CAUCUS PAC	VARIOUS MEMBERS		\$4,500
DEFEND AMERICA PAC	SEN. RICHARD SHELBY	(R-AL)	\$4,500
RICH PAC	REP. RICHARD POMBO	(R-CA)	\$4,500

- continued on next page -

Recipients of Tobacco PAC Contributions Among Congressional Leadership PACs

- continued from previous page -

CITIZENS FOR HOPE RESPONSIBILITY INDEPENDENCE & SERVICE	SEN. CHRIS DODD	(D-CT)	\$4,000
AMERICAN PROSPERITY PAC	REP. RANDY "DUKE" CUNNINGHAM	(R-CA)	\$3,500
MIDNIGHT SUN PAC	REP. DON YOUNG	(R-AK)	\$3,500
TITANS FUND	REP. HAROLD FORD JR.	(D-TN)	\$3,500
FUND FOR AMERICA'S FUTURE	SEN. LINDSEY GRAHAM	(R-SC)	\$3,500
AMERICAN LIBERTY PAC	REP. BOB NEY	(R-OH)	\$3,000
CAT PAC	REP. JOHN DOOLITTLE	(R-CA)	\$3,000
PETE'S PAC	SEN. PETE DOMENICI	(R-NM)	\$3,000
PRESERVING AMERICA'S TRADITIONS PAC	SEN. PAT ROBERTS	(R-KS)	\$3,000
RHODE ISLAND PAC	REP. PATRICK KENNEDY	(D-RI)	\$3,000
KEEP OUR MAJORITY PAC	REP. DENNIS HASTERT	(R-IL)	\$2,500
SALT PAC	CHIP SALTSMAN	(R PARTY CHAIR-TN)	\$2,500
RED PAC	REP. ADAM PUTNAM	(R-FL)	\$2,500
COMMITTEE FOR SOUTHWEST VIRGINIA	REP. RICK BOUCHER	(D-VA)	\$2,000
NEBRASKA LEADERSHIP PAC	SEN. BEN NELSON	(D-NE)	\$2,000
RESPONSIBILITY & FREEDOM WORK PAC	REP. ROGER WICKER	(R-MS)	\$2,000
WHITE MOUNTAIN PAC	SEN. JUDD GREGG	(R-NH)	\$2,000
SUNSHINE PAC	E. Clay Shaw Jr.	(R-FL)	\$2,000
CHANGING THE TIDE COMMITTEE	SEN. WAYNE ALLARD	(R-CO)	\$1,500
JOBS, OPPORTUNITIES, AND EDUCATION PAC (JOE-PAC)	REP. JOSEPH CROWLEY	(D-NY)	\$1,500
PASTOR'S PAC	REP. ED PASTOR	(D-AZ)	\$1,500
VICTORY PAC	REP. BILL YOUNG	(R-FL)	\$1,500
BUILDING OUR LEADERSHIP DIVERSITY PAC	REP. JOE BACA	(D-CA)	\$1,000
FLORIDA REPUBLICAN LEADERSHIP PAC	REP. MARK FOLEY	(R-FL)	\$1,000
FOR DEMS	REP. HAROLD FORD JR.	(D-TN)	\$1,000
KPAC	SEN. KAY BAILEY HUTCHISON	(R-TX)	\$1,000
NEW DEMOCRAT NETWORK	VARIOUS MEMBERS		\$1,000
NORTHERN LIGHTS PAC	SEN. TED STEVENS	(R-AK)	\$1,000
SUPERIOR CALIFORNIA FEDERAL LEADERSHIP FUND	REP. JOHN DOOLITTLE	(R-CA)	\$1,000
BOOT PAC (BUILDING OUR OPPORTUNITIES TOGETHER PAC)	REP. DENNY REHBERG	(R-MT)	\$1,000

- continued on next page -

Recipients of Tobacco PAC Contributions Among Congressional Leadership PACs

- continued from previous page -

HALEY'S PAC	GOV. HALEY BARBOUR	(MS Gov.- R)	\$1,000
ROAD TO VICTORY PAC	REP. JOHN J. "JIMMY" DUNCAN JR.	(R-TN)	\$1,000
WASHINGTON FUND	REP. JENNIFER DUNN	(R-WA)	\$250
MAJORITY INITIATIVE TO KEEP ELECTING REPUBLICANS FUND	REP. MIKE ROGERS	(R-MI)	-\$2,000
TOTAL			\$2,391,601

Totals include full data for the 1999-2000/2001-2002/2003-2004 cycles and partial data for the 2005-2006 election cycle (based on data released by the FEC on August 2, 2005).

APPENDIX E

RECIPIENTS OF PAC MONEY FROM TOBACCO PACS AMONG OTHER NON-PARTY COMMITTEES January 1, 1999 – August 2, 2005 (partial cycle)	
RJ REYNOLDS PAC	\$340,000
KRAFT FOODS NORTH AMERICA	\$147,500
PENNSYLVANIA RJR PAC	\$75,000
STE. MICHELLE WINE ESTATES LTD. PAC/ FORMERLY STIMSON LANE LTD PAC	\$54,550
INTERNATIONAL ICE CREAM ASSN, MILK INDUSTRY FEDERATION AND NATIONAL CHEESE INSTITUTE	\$25,000
AMERICAN MEAT INSTITUTE PAC	\$20,000
GROCERY MANUFACTURERS OF AMERICA PAC	\$20,000
FOOD PRODUCTS ASSOCIATION PAC	\$15,000
NATIONAL BUSINESS AVIATION ASSOCIATION	\$12,500
NATIONAL ASSOCIATION OF CONVENIENCE STORES PAC	\$8,350
UST PAC - TENNESSEE	\$8,050
HAWKEYE PAC	\$6,500
EDUCATION AND TECHNOLOGY PAC	\$6,000
WELPAC	\$6,000
AMERICAN FROZEN FOOD INSTITUTE PAC	\$5,000
NATIONAL CONFECTIONEERS ASSOCIATION	\$5,000
MILLER BREWING COMPANY	\$4,000
SNACK FOOD ASSOCIATION PAC	\$4,000
SMOKELESS TOBACCO COUNCIL	\$3,850
CONSERVATIVE NATIONAL COMMITTEE	\$3,000
KEYSTONE FUND	\$2,500
NEW PAC	\$2,500
PAC '96	\$2,500
TEXANS FOR EXCELLENCE IN GOVERNMENT	\$2,500
FROZEN FOOD PAC	\$2,000
LEASE PAC	\$2,000
EUREKA PAC	\$1,500
AMERICAN BENEFITS COUNCIL	\$1,000
CAMP & BARSH	\$1,000
FRESHMEN PAC	\$1,000
HOUSE CONSERVATIVES FUND	\$1,000
NATIONAL RESTAURANT ASSOCIATION PAC	\$1,000
PROSPERITY HELPS INSPIRE LIBERTY POLITICAL ACTION COMMITTEE	\$1,000
RECORDING INDUSTRY ASSOCIATION	\$1,000
SHOW ME POLITICAL ACTION COMMITTEE	\$1,000
TALLATCHEE CREEK INC.	\$1,000
TRUSTMARK INSURANCE COMPANY PAC	\$1,000
VISION FOR TOMORROW FUND	\$1,000
WILLIAMS COMPANIES INC PAC	\$1,000
HUDSON VALLEY VICTORY FUND	\$500
PROSPERITY PAC	\$500
SWEDISH MATCH PAC	\$158
AMERICAN WHOLESALE MARKETERS ASSOCIATION PAC	\$120
CIGAR PAC	\$14
PALMETTO FREEDOM PAC	-\$3,000
TOTAL	\$795,092

APPENDIX F

Recipients of Tobacco Industry Contributions Among 527 Groups August 2000 – August 19, 2005 (partial cycle)			
RECIPIENT	MEMBER AFFILIATION (IF APPLICABLE)		AMOUNT
DEMOCRATIC LEGISLATIVE CAMPAIGN COMMITTEE			\$ 1,496,762
REPUBLICAN GOVERNORS ASSOCIATION			\$ 889,206
REPUBLICAN STATE LEADERSHIP COMMITTEE			\$ 682,269
DEMOCRATIC GOVERNORS' ASSOCIATION			\$ 533,932
AMERICANS FOR A REPUBLICAN MAJORITY	REP. TOM DELAY	(R-TX)	\$ 252,218
PROGRESS FOR AMERICA VOTER FUND			\$ 150,000
RELY ON YOUR BELIEFS	REP. ROY BLUNT	(R-MO)	\$ 138,822
SMOKELESS TOBACCO COUNCIL NON-FEDERAL			\$ 106,101
REPUBLICAN LEADERSHIP COUNCIL			\$ 104,000
NATIONAL REPUBLICAN LEGISLATORS ASSOCIATION			\$ 100,000
REPUBLICAN MAJORITY FUND	FORMER SEN. DON NICKLES	(R-OK)	\$ 82,000
LONE STAR FUND	REP. MARTIN FROST	(D-TX)	\$ 75,176
CONGRESSIONAL BLACK CAUCUS	VARIOUS MEMBERS		\$ 75,000
NEW REPUBLICAN MAJORITY FUND STATE PAC	SEN. TRENT LOTT	(R-MS)	\$ 71,047
SEARCHLIGHT LEADERSHIP FUND	SEN. HARRY REID	(D-NV)	\$ 67,362
REPUBLICAN NATIONAL HISPANIC ASSEMBLY			\$ 64,000
MAINSTREAM AMERICA	SEN. JOHN BREAUX	(D-LA)	\$ 54,464
BLUE DOG NON-FEDERAL PAC	VARIOUS MEMBERS		\$ 50,453
IMPAC 2000			\$ 37,373
EFFECTIVE GOVERNMENT COMMITTEE	REP. RICHARD GEPHARDT	(D-MO)	\$ 30,000
SAXBY CHAMBLISS GEORGIA VICTORY COMMITTEE	JOINT FUNDRAISING FOR SEN. SAXBY CHAMBLISS	(R-GA)	\$ 30,000
CONGRESSMAN TOM DAVIS VIRGINIA VICTORY FUND	RE. TOM DAVIS	(R-VA)	\$ 29,044
21ST CENTURY FREEDOM PAC	GOV. GEORGE PATAKI	(R-NY)	\$ 26,700
GUMBO PAC	REP. CHRIS JOHN	(D-LA)	\$ 25,098
CITIZENS FOR MICHIGAN'S FUTURE			\$ 25,000
MISSOURI MILLENIUM FUND	REP. RICHARD GEPHARDT	(D-MO)	\$ 25,000
STATE CAPITOL MEDIA PROJECT			\$ 25,000
NEW MAJORITY PROJECT PAC	FORMER VA. GOV. JAMES GILMORE	(R-VA)	\$ 22,500
REPUBLICAN MAIN STREET PARTNERSHIP			\$ 22,000
GOPAC			\$ 21,547
NATIONAL LEADERSHIP PAC	REP. CHARLES RANGEL	(D-NY)	\$ 21,000
LEADERSHIP 21			\$ 19,186
GEORGE ALLEN COMMITTEE	SEN. GEORGE ALLEN	(R-VA)	\$ 18,500
AMERICAN DREAM PAC	REP. HENRY BONILLA	(R-TX)	\$ 18,000
GAY AND LESBIAN VICTORY FUND			\$ 17,500
ALLIANCE FOR THE WEST	SEN. LARRY E. CRAIG	(R-ID)	\$ 15,000
TOGETHER FOR OUR MAJORITY	REP. TOM REYNOLDS	(R-NY)	\$ 14,582
-- Continued On Next Page --			

**Recipients of Tobacco Industry Contributions Among 527 Groups
August 2000 – August 19, 2005 (partial cycle)**

-- Continued From Previous Page --

RECIPENT	MEMBER AFFILIATION (IF APPLICABLE)		AMOUNT
AMERICAN SUCCESS	REP. DAVID DREIER	(R-CA)	\$ 13,028
COMMON SENSE LEADERSHIP FUND	SEN. SAXBY CHAMBLISS	(R-GA)	\$ 12,500
FRIENDS OF THE BIG SKY	SEN. CONRAD BURNS	(R-MT)	\$ 12,500
GLACIER PAC	SEN. MAX BAUCUS	(D-MT)	\$ 12,000
VICTORY IN NOVEMBER ELECTION PAC	REP. MIKE THOMPSON	(D-CA)	\$ 11,347
NEW DEMOCRAT NETWORK	VARIOUS MEMBERS		\$ 11,000
BATTLE BORN STATE PAC	SEN. JOHN ENSIGN	(R-NV)	\$ 10,000
CITIZENS FOR A COMPETITIVE AMERICA	SEN. ERNEST HOLLINGS	(D-SC)	\$ 10,000
DASHPAC - NONFEDERAL			\$ 10,000
DEMOCRATIC LIEUTENANT GOVERNORS ASSN			\$ 10,000
FLORIDIANS UNITING FOR A STRONGER TOMORROW			\$ 10,000
FREEDOM WORKS NONFEDERAL	FORMER REP. DICK ARMEY	(R-TX)	\$ 10,000
REPUBLICAN MAJORITY ISSUES COMMITTEE	REP. TOM DELAY	(R-TX)	\$ 10,000
SAVING AMERICA'S FAMILIES EVERYDAY	FORMER REP. J.C. WATTS	(R-OK)	\$ 10,000
UNITED VICTORY FUND			\$ 10,000
AMERICA'S FOUNDATION	SEN. RICK SANTORUM	(R-PA)	\$ 7,500
BOB GRAHAM LEADERSHIP FORUM	FORMER SEN. BOB GRAHAM	(D-FL)	\$ 5,000
FOR DEMS NONFEDERAL	REP. HAROLD FORD JR.	(D-TN)	\$ 5,000
GROWPAC	FORMER REP. J.C. WATTS	(R-OK)	\$ 5,000
HISPANIC BUSINESS ROUNDTABLE			\$ 5,000
LEADERSHIP FOR NEW JERSEY'S FUTURE	FORMER N.J. ASSEMBLY SPEAKER JACK COLLINS		\$ 5,000
NORTH CAROLINA REPUBLICAN MAIN ST. CMTE			\$ 5,000
NORTHERN LIGHTS	SEN. TED STEVENS	(R-AK)	\$ 5,000
TEXANS FOR A REPUBLICAN MAJORITY	REP. TOM DELAY	(R-TX)	\$ 5,000
FLORIDA REPUBLICAN LEADERSHIP COALITION	REP. MARK FOLEY	(R-FL)	\$ 2,500
FLORIDIANS FOR EFFECTIVE LEADERSHIP			\$ 2,500
KOMPAC STATE VICTORY FUND			\$ 2,500
PROMOTING REPUBLICANS YOU CAN ELECT	REP. DEBORAH PRYCE	(R-OH)	\$ 2,500
VIEW PAC			\$ 2,500
VOLUNTEER PAC	SEN. BILL FRIST	(R-TN)	\$ 2,500
RHODE ISLAND PAC	REP. PATRICK KENNEDY	(D-RI)	\$ 2,000
EDUCATION AND TECHNOLOGY PAC			\$ 1,500
7TH DISTRICT CONGRESSIONAL REPUBLICAN CMTE	REP. ROY BLUNT	(R-MO)	\$ 1,000
BUILDING OUR LEADERSHIP DIVERSITY PAC	VARIOUS MEMBERS		\$ 1,000
DAKPAC			\$ 1,000
REPUBLICAN YOUTH MAJORITY			\$ 500
GOVERNORS SPECIAL PROJECTS COMMITTEE	GOV. MIKE LEAVITT	(R-UT)	\$ 400
TOTAL			\$ 5,668,117

Totals include contributions since August 2000 based on data entered into the Center For Public Integrity database (<http://www.publicintegrity.org/527/db.aspx?act=main>) by August 19, 2005.